

MUNICIPIO DE FRANCISCO I. MADERO, HIDALGO
HIDALGO

Análítico Mensual Egresos Pagados por Fuente de Financiamiento al 30/sep 21
(Cuentas con Movimientos)
(Cifras en pesos y centavos)

Fecha y hora de impresión: 05/oct./2021 06:20 p. m.



Usu: supervisor
Rep: rptAnaliticoPresupuestoEgresos_FF

Objeto del Gasto	Presupuesto Vigente	Ene	Feb	Mar	Abr	May	Jun	Jul	Ago	Sep	Oct	Nov	Dic	Total	Diferencia (Vigente - Total)
613000 Construcción de obras para el abastecimie	\$53,749.65	\$0.00	\$0.00	\$0.00	\$0.00	\$0.00	\$0.00	\$0.00	\$0.00	\$0.00	\$0.00	\$0.00	\$0.00	\$0.00	\$53,749.65
613001 Construcción de obras para el abastecimie	\$53,749.65	\$0.00	\$0.00	\$0.00	\$0.00	\$0.00	\$0.00	\$0.00	\$0.00	\$0.00	\$0.00	\$0.00	\$0.00	\$0.00	\$53,749.65
615000 Construcción de vías de comunicación	\$6,998.05	\$0.00	\$0.00	\$0.00	\$0.00	\$0.00	\$0.00	\$0.00	\$0.00	\$0.00	\$0.00	\$0.00	\$0.00	\$0.00	\$6,998.05
615001 Construcción de vías de comunicación	\$6,998.05	\$0.00	\$0.00	\$0.00	\$0.00	\$0.00	\$0.00	\$0.00	\$0.00	\$0.00	\$0.00	\$0.00	\$0.00	\$0.00	\$6,998.05
BENEFICIARIOS FAISM 2018	\$60,747.70	\$0.00	\$0.00	\$0.00	\$0.00	\$0.00	\$0.00	\$0.00	\$0.00	\$0.00	\$0.00	\$0.00	\$0.00	\$0.00	\$60,747.70
1123 BENEFICIARIOS FAISM 2019															
600000 INVERSION PUBLICA	\$60,264.90	\$0.00	\$0.00	\$0.00	\$0.00	\$0.00	\$0.00	\$0.00	\$0.00	\$0.00	\$0.00	\$0.00	\$0.00	\$0.00	\$60,264.90
610000 Obra pública en bienes de dominio públic	\$60,264.90	\$0.00	\$0.00	\$0.00	\$0.00	\$0.00	\$0.00	\$0.00	\$0.00	\$0.00	\$0.00	\$0.00	\$0.00	\$0.00	\$60,264.90
613000 Construcción de obras para el abastecimie	\$52,057.00	\$0.00	\$0.00	\$0.00	\$0.00	\$0.00	\$0.00	\$0.00	\$0.00	\$0.00	\$0.00	\$0.00	\$0.00	\$0.00	\$52,057.00
613001 Construcción de obras para el abastecimie	\$52,057.00	\$0.00	\$0.00	\$0.00	\$0.00	\$0.00	\$0.00	\$0.00	\$0.00	\$0.00	\$0.00	\$0.00	\$0.00	\$0.00	\$52,057.00
615000 Construcción de vías de comunicación	\$5,497.90	\$0.00	\$0.00	\$0.00	\$0.00	\$0.00	\$0.00	\$0.00	\$0.00	\$0.00	\$0.00	\$0.00	\$0.00	\$0.00	\$5,497.90
615001 Construcción de vías de comunicación	\$5,497.90	\$0.00	\$0.00	\$0.00	\$0.00	\$0.00	\$0.00	\$0.00	\$0.00	\$0.00	\$0.00	\$0.00	\$0.00	\$0.00	\$5,497.90
617000 Instalaciones y equipamiento en construcci	\$2,710.00	\$0.00	\$0.00	\$0.00	\$0.00	\$0.00	\$0.00	\$0.00	\$0.00	\$0.00	\$0.00	\$0.00	\$0.00	\$0.00	\$2,710.00
617001 Instalaciones y equipamiento en construcci	\$2,710.00	\$0.00	\$0.00	\$0.00	\$0.00	\$0.00	\$0.00	\$0.00	\$0.00	\$0.00	\$0.00	\$0.00	\$0.00	\$0.00	\$2,710.00
BENEFICIARIOS FAISM 2019	\$60,264.90	\$0.00	\$0.00	\$0.00	\$0.00	\$0.00	\$0.00	\$0.00	\$0.00	\$0.00	\$0.00	\$0.00	\$0.00	\$0.00	\$60,264.90
1511 F.G.P. 2020															
100000 SERVICIOS PERSONALES	\$2,146.00	\$2,146.00	\$0.00	\$0.00	\$0.00	\$0.00	\$0.00	\$0.00	\$0.00	\$0.00	\$0.00	\$0.00	\$0.00	\$2,146.00	\$0.00
120000 Remuneraciones al personal de carácter	\$2,146.00	\$2,146.00	\$0.00	\$0.00	\$0.00	\$0.00	\$0.00	\$0.00	\$0.00	\$0.00	\$0.00	\$0.00	\$0.00	\$2,146.00	\$0.00
122000 Sueldos base al personal eventual	\$2,146.00	\$2,146.00	\$0.00	\$0.00	\$0.00	\$0.00	\$0.00	\$0.00	\$0.00	\$0.00	\$0.00	\$0.00	\$0.00	\$2,146.00	\$0.00
122003 Lista de Raya	\$2,146.00	\$2,146.00	\$0.00	\$0.00	\$0.00	\$0.00	\$0.00	\$0.00	\$0.00	\$0.00	\$0.00	\$0.00	\$0.00	\$2,146.00	\$0.00
300000 SERVICIOS GENERALES	\$352,361.28	\$314,654.22	\$28,389.75	\$9,398.38	\$0.00	\$0.00	\$0.00	\$0.00	\$0.00	\$0.00	\$0.00	\$0.00	\$0.00	\$352,442.35	-\$81.07
390000 Otros servicios generales	\$352,361.28	\$314,654.22	\$28,389.75	\$9,398.38	\$0.00	\$0.00	\$0.00	\$0.00	\$0.00	\$0.00	\$0.00	\$0.00	\$0.00	\$352,442.35	-\$81.07
394000 Sentencias y resoluciones por autoridad co	\$294,774.28	\$257,067.22	\$28,389.75	\$9,398.38	\$0.00	\$0.00	\$0.00	\$0.00	\$0.00	\$0.00	\$0.00	\$0.00	\$0.00	\$294,855.35	-\$81.07
394002 Sentencias y resoluciones por autoridad co	\$294,774.28	\$257,067.22	\$28,389.75	\$9,398.38	\$0.00	\$0.00	\$0.00	\$0.00	\$0.00	\$0.00	\$0.00	\$0.00	\$0.00	\$294,855.35	-\$81.07
398000 Impuesto sobre nóminas y otros que se dei	\$57,587.00	\$57,587.00	\$0.00	\$0.00	\$0.00	\$0.00	\$0.00	\$0.00	\$0.00	\$0.00	\$0.00	\$0.00	\$0.00	\$57,587.00	\$0.00
398001 Impuesto sobre nóminas y otros que se dei	\$57,587.00	\$57,587.00	\$0.00	\$0.00	\$0.00	\$0.00	\$0.00	\$0.00	\$0.00	\$0.00	\$0.00	\$0.00	\$0.00	\$57,587.00	\$0.00
F.G.P. 2020	\$354,507.28	\$316,806.22	\$28,389.75	\$9,398.38	\$0.00	\$0.00	\$0.00	\$0.00	\$0.00	\$0.00	\$0.00	\$0.00	\$0.00	\$354,588.35	-\$81.07
1512 F.F.M. 2020															
200000 MATERIALES Y SUMINISTROS	\$820,952.63	\$120,952.63	\$600,000.00	\$100,000.00	\$0.00	\$0.00	\$0.00	\$0.00	\$0.00	\$0.00	\$0.00	\$0.00	\$0.00	\$820,952.63	\$0.00
240000 Materiales y artículos de construcción y c	\$820,952.63	\$120,952.63	\$600,000.00	\$100,000.00	\$0.00	\$0.00	\$0.00	\$0.00	\$0.00	\$0.00	\$0.00	\$0.00	\$0.00	\$820,952.63	\$0.00
242000 Cemento y productos de concreto	\$120,952.63	\$120,952.63	\$0.00	\$0.00	\$0.00	\$0.00	\$0.00	\$0.00	\$0.00	\$0.00	\$0.00	\$0.00	\$0.00	\$120,952.63	\$0.00
242001 Cemento y productos de concreto	\$120,952.63	\$120,952.63	\$0.00	\$0.00	\$0.00	\$0.00	\$0.00	\$0.00	\$0.00	\$0.00	\$0.00	\$0.00	\$0.00	\$120,952.63	\$0.00
246000 Material eléctrico y electrónico	\$600,000.00	\$0.00	\$600,000.00	\$0.00	\$0.00	\$0.00	\$0.00	\$0.00	\$0.00	\$0.00	\$0.00	\$0.00	\$0.00	\$600,000.00	\$0.00
246001 Material Eléctrico	\$600,000.00	\$0.00	\$600,000.00	\$0.00	\$0.00	\$0.00	\$0.00	\$0.00	\$0.00	\$0.00	\$0.00	\$0.00	\$0.00	\$600,000.00	\$0.00



MUNICIPIO DE FRANCISCO I. MADERO, HIDALGO
HIDALGO

Analítico Mensual Egresos Pagados por Fuente de Financiamiento al 30/sep 21
(Cuentas con Movimientos)
(Cifras en pesos y centavos)



Usu: supervisor
Rep: rptAnalíticoPresupuestoEgresos_FF

Fecha y hora de Impresión 05/oct./2021 06:20 p. m.

Objeto del Gasto	Presupuesto Vigente	Ene	Feb	Mar	Abr	May	Jun	Jul	Ago	Sep	Oct	Nov	Dic	Total	Diferencia (Vigente - Total)
249000 Otros materiales y artículos de construcción	\$100,000.00	\$0.00	\$0.00	\$100,000.00	\$0.00	\$0.00	\$0.00	\$0.00	\$0.00	\$0.00	\$0.00	\$0.00	\$0.00	\$100,000.00	\$0.00
249001 Otros materiales y artículos de construcción	\$100,000.00	\$0.00	\$0.00	\$100,000.00	\$0.00	\$0.00	\$0.00	\$0.00	\$0.00	\$0.00	\$0.00	\$0.00	\$0.00	\$100,000.00	\$0.00
500000 BIENES MUEBLES, INMUEBLES E IN	\$181,961.14	\$0.00	\$181,961.14	\$0.00	\$0.00	\$0.00	\$0.00	\$0.00	\$0.00	\$0.00	\$0.00	\$0.00	\$0.00	\$181,961.14	\$0.00
540000 Vehículos y equipo de transporte	\$181,961.14	\$0.00	\$181,961.14	\$0.00	\$0.00	\$0.00	\$0.00	\$0.00	\$0.00	\$0.00	\$0.00	\$0.00	\$0.00	\$181,961.14	\$0.00
541000 Vehículos y equipo terrestre	\$181,961.14	\$0.00	\$181,961.14	\$0.00	\$0.00	\$0.00	\$0.00	\$0.00	\$0.00	\$0.00	\$0.00	\$0.00	\$0.00	\$181,961.14	\$0.00
541001 Vehículos y Equipo Terrestre	\$181,961.14	\$0.00	\$181,961.14	\$0.00	\$0.00	\$0.00	\$0.00	\$0.00	\$0.00	\$0.00	\$0.00	\$0.00	\$0.00	\$181,961.14	\$0.00
F.F.M. 2020	\$1,002,913.77	\$120,952.63	\$781,961.14	\$100,000.00	\$0.00	\$0.00	\$0.00	\$0.00	\$0.00	\$0.00	\$0.00	\$0.00	\$0.00	\$1,002,913.77	\$0.00

1513 IEPS-TABACOS 2020

200000 MATERIALES Y SUMINISTROS	\$41,804.34	\$27,947.88	\$0.00	\$13,863.18	\$0.00	\$0.00	\$0.00	\$0.00	\$0.00	\$0.00	\$0.00	\$0.00	\$0.00	\$41,811.06	-\$6.72
210000 Materiales de administración, emisión de	\$41,804.34	\$27,947.88	\$0.00	\$13,863.18	\$0.00	\$0.00	\$0.00	\$0.00	\$0.00	\$0.00	\$0.00	\$0.00	\$0.00	\$41,811.06	-\$6.72
212000 Materiales y útiles de impresión y reprodu	\$41,804.34	\$27,947.88	\$0.00	\$13,863.18	\$0.00	\$0.00	\$0.00	\$0.00	\$0.00	\$0.00	\$0.00	\$0.00	\$0.00	\$41,811.06	-\$6.72
212001 Materiales y Útiles de Impresión	\$41,804.34	\$27,947.88	\$0.00	\$13,863.18	\$0.00	\$0.00	\$0.00	\$0.00	\$0.00	\$0.00	\$0.00	\$0.00	\$0.00	\$41,811.06	-\$6.72
IEPS-TABACOS 2020	\$41,804.34	\$27,947.88	\$0.00	\$13,863.18	\$0.00	\$0.00	\$0.00	\$0.00	\$0.00	\$0.00	\$0.00	\$0.00	\$0.00	\$41,811.06	-\$6.72

1514 IEPS GASOLINAS 2020


200000 MATERIALES Y SUMINISTROS	\$92,195.51	\$92,195.51	\$0.00	\$0.00	\$0.00	\$0.00	\$0.00	\$0.00	\$0.00	\$0.00	\$0.00	\$0.00	\$0.00	\$92,195.51	\$0.00
290000 Herramientas, relaciones y accesorios n	\$92,195.51	\$92,195.51	\$0.00	\$0.00	\$0.00	\$0.00	\$0.00	\$0.00	\$0.00	\$0.00	\$0.00	\$0.00	\$0.00	\$92,195.51	\$0.00
296000 Refacciones y accesorios menores de equi	\$92,195.51	\$92,195.51	\$0.00	\$0.00	\$0.00	\$0.00	\$0.00	\$0.00	\$0.00	\$0.00	\$0.00	\$0.00	\$0.00	\$92,195.51	\$0.00
296001 Refacciones y accesorios menores de equi	\$92,195.51	\$92,195.51	\$0.00	\$0.00	\$0.00	\$0.00	\$0.00	\$0.00	\$0.00	\$0.00	\$0.00	\$0.00	\$0.00	\$92,195.51	\$0.00
IEPS GASOLINAS 2020	\$92,195.51	\$92,195.51	\$0.00	\$0.00	\$0.00	\$0.00	\$0.00	\$0.00	\$0.00	\$0.00	\$0.00	\$0.00	\$0.00	\$92,195.51	\$0.00

1515 ISAN 2020

200000 MATERIALES Y SUMINISTROS	\$21,421.27	\$21,421.27	\$0.00	\$0.00	\$0.00	\$0.00	\$0.00	\$0.00	\$0.00	\$0.00	\$0.00	\$0.00	\$0.00	\$21,421.27	\$0.00
210000 Materiales de administración, emisión de	\$21,421.27	\$21,421.27	\$0.00	\$0.00	\$0.00	\$0.00	\$0.00	\$0.00	\$0.00	\$0.00	\$0.00	\$0.00	\$0.00	\$21,421.27	\$0.00
211000 Materiales, útiles y equipos menores de ofi	\$21,421.27	\$21,421.27	\$0.00	\$0.00	\$0.00	\$0.00	\$0.00	\$0.00	\$0.00	\$0.00	\$0.00	\$0.00	\$0.00	\$21,421.27	\$0.00
211001 Material de Oficina	\$21,421.27	\$21,421.27	\$0.00	\$0.00	\$0.00	\$0.00	\$0.00	\$0.00	\$0.00	\$0.00	\$0.00	\$0.00	\$0.00	\$21,421.27	\$0.00
ISAN 2020	\$21,421.27	\$21,421.27	\$0.00	\$0.00	\$0.00	\$0.00	\$0.00	\$0.00	\$0.00	\$0.00	\$0.00	\$0.00	\$0.00	\$21,421.27	\$0.00

1516 FOFIR 2020

200000 MATERIALES Y SUMINISTROS	\$160,009.44	\$65,515.10	\$0.00	\$0.00	\$0.00	\$0.00	\$87,480.24	\$0.00	\$0.00	\$0.00	\$0.00	\$0.00	\$0.00	\$152,995.34	\$7,014.10
210000 Materiales de administración, emisión de	\$160,009.44	\$65,515.10	\$0.00	\$0.00	\$0.00	\$0.00	\$87,480.24	\$0.00	\$0.00	\$0.00	\$0.00	\$0.00	\$0.00	\$152,995.34	\$7,014.10
211000 Materiales, útiles y equipos menores de ofi	\$65,515.10	\$65,515.10	\$0.00	\$0.00	\$0.00	\$0.00	\$0.00	\$0.00	\$0.00	\$0.00	\$0.00	\$0.00	\$0.00	\$65,515.10	\$0.00
211001 Material de Oficina	\$65,515.10	\$65,515.10	\$0.00	\$0.00	\$0.00	\$0.00	\$0.00	\$0.00	\$0.00	\$0.00	\$0.00	\$0.00	\$0.00	\$65,515.10	\$0.00
215000 Material impreso e información digital	\$94,494.34	\$0.00	\$0.00	\$0.00	\$0.00	\$0.00	\$87,480.24	\$0.00	\$0.00	\$0.00	\$0.00	\$0.00	\$0.00	\$87,480.24	\$7,014.10
215001 Material impreso e informacion digital	\$94,494.34	\$0.00	\$0.00	\$0.00	\$0.00	\$0.00	\$87,480.24	\$0.00	\$0.00	\$0.00	\$0.00	\$0.00	\$0.00	\$87,480.24	\$7,014.10



MUNICIPIO DE FRANCISCO I. MADERO, HIDALGO
HIDALGO

Análítico Mensual Egresos Pagados por Fuente de Financiamiento al 30/sep/21
(Cuentas con Movimientos)
(Cifras en pesos y centavos)

Fecha y hora de Impresión: 05/oct./2021 06:20 p. m.



Usr: supervisor
Rep: rptAnalíticoPresupuestoEgresos_FF

Objeto del Gasto	Presupuesto Vigente	Ene	Feb	Mar	Abr	May	Jun	Jul	Ago	Sep	Oct	Nov	Dic	Total	Diferencia (Vigente - Total)
398000 Impuesto sobre nóminas y otros que se dei	\$560,911.96	\$0.00	\$63,239.00	\$63,866.00	\$64,667.00	\$64,757.00	\$65,083.00	\$65,419.00	\$65,872.00	\$57,762.00	\$0.00	\$0.00	\$0.00	\$510,665.00	\$70,246.96
398001 Impuesto sobre nóminas y otros que se dei	\$560,911.96	\$0.00	\$63,239.00	\$63,866.00	\$64,667.00	\$64,757.00	\$65,083.00	\$65,419.00	\$65,872.00	\$57,762.00	\$0.00	\$0.00	\$0.00	\$510,665.00	\$70,246.96
400000 TRANSFERENCIAS, ASIGNACIONES	\$4,591,822.60	\$55,648.00	\$55,648.00	\$54,838.00	\$309,210.00	\$1,078,696.00	\$308,970.00	\$327,076.00	\$324,148.00	\$323,528.00	\$0.00	\$0.00	\$0.00	\$2,837,762.00	\$1,754,060.60
410000 Transferencias internas y asignaciones a	\$667,000.00	\$55,648.00	\$55,648.00	\$54,838.00	\$56,268.00	\$55,378.00	\$55,648.00	\$55,378.00	\$55,958.00	\$55,338.00	\$0.00	\$0.00	\$0.00	\$500,102.00	\$166,898.00
415000 Transferencias internas otorgadas a entida	\$667,000.00	\$55,648.00	\$55,648.00	\$54,838.00	\$56,268.00	\$55,378.00	\$55,648.00	\$55,378.00	\$55,958.00	\$55,338.00	\$0.00	\$0.00	\$0.00	\$500,102.00	\$166,898.00
415001 Transferencias internas otorgadas a entida	\$667,000.00	\$55,648.00	\$55,648.00	\$54,838.00	\$56,268.00	\$55,378.00	\$55,648.00	\$55,378.00	\$55,958.00	\$55,338.00	\$0.00	\$0.00	\$0.00	\$500,102.00	\$166,898.00
450000 Pensiones y jubilaciones	\$3,924,822.60	\$0.00	\$0.00	\$0.00	\$252,942.00	\$1,023,318.00	\$253,322.00	\$271,698.00	\$268,190.00	\$268,190.00	\$0.00	\$0.00	\$0.00	\$2,337,660.00	\$1,587,162.60
451000 Pensiones	\$3,924,822.60	\$0.00	\$0.00	\$0.00	\$252,942.00	\$1,023,318.00	\$253,322.00	\$271,698.00	\$268,190.00	\$268,190.00	\$0.00	\$0.00	\$0.00	\$2,337,660.00	\$1,587,162.60
451001 Pensiones	\$3,924,822.60	\$0.00	\$0.00	\$0.00	\$252,942.00	\$1,023,318.00	\$253,322.00	\$271,698.00	\$268,190.00	\$268,190.00	\$0.00	\$0.00	\$0.00	\$2,337,660.00	\$1,587,162.60
F.G.P. 2021	\$26,718,017.36	\$1,569,644.00	\$1,750,782.95	\$1,827,402.25	\$1,876,415.35	\$2,259,756.00	\$2,235,090.30	\$2,055,483.42	\$2,181,759.82	\$1,075,126.31	\$0.00	\$0.00	\$0.00	\$17,631,460.40	\$9,086,556.96

1522 F.F.M. 2021

100000 SERVICIOS PERSONALES	\$82,008.96	\$0.00	\$0.00	\$0.00	\$0.00	\$0.00	\$0.00	\$0.00	\$0.00	\$0.00	\$0.00	\$0.00	\$0.00	\$0.00	\$82,008.96
130000 Remuneraciones adicionales y especiales:	\$82,008.96	\$0.00	\$0.00	\$0.00	\$0.00	\$0.00	\$0.00	\$0.00	\$0.00	\$0.00	\$0.00	\$0.00	\$0.00	\$0.00	\$82,008.96
132000 Primas de vacaciones, dominical y gratifica:	\$82,008.96	\$0.00	\$0.00	\$0.00	\$0.00	\$0.00	\$0.00	\$0.00	\$0.00	\$0.00	\$0.00	\$0.00	\$0.00	\$0.00	\$82,008.96
132001 Prima de Vacaciones y Dominical	\$82,008.96	\$0.00	\$0.00	\$0.00	\$0.00	\$0.00	\$0.00	\$0.00	\$0.00	\$0.00	\$0.00	\$0.00	\$0.00	\$0.00	\$82,008.96
200000 MATERIALES Y SUMINISTROS	\$4,026,963.59	\$0.00	\$0.00	\$0.00	\$422,033.65	\$482,695.51	\$469,652.00	\$507,837.49	\$143,296.00	\$285,893.24	\$0.00	\$0.00	\$0.00	\$2,311,407.87	\$1,715,555.62
210000 Materiales de administración, emisión de	\$203,301.28	\$0.00	\$0.00	\$0.00	\$0.00	\$0.00	\$0.00	\$0.00	\$0.00	\$11,681.00	\$0.00	\$0.00	\$0.00	\$11,681.00	\$191,620.28
214000 Materiales, útiles y equipos menores de te:	\$50,000.00	\$0.00	\$0.00	\$0.00	\$0.00	\$0.00	\$0.00	\$0.00	\$0.00	\$11,681.00	\$0.00	\$0.00	\$0.00	\$11,681.00	\$38,319.00
214001 Material para Bienes Informáticos	\$50,000.00	\$0.00	\$0.00	\$0.00	\$0.00	\$0.00	\$0.00	\$0.00	\$0.00	\$11,681.00	\$0.00	\$0.00	\$0.00	\$11,681.00	\$38,319.00
215000 Material Impreso e información digital	\$47,508.00	\$0.00	\$0.00	\$0.00	\$0.00	\$0.00	\$0.00	\$0.00	\$0.00	\$0.00	\$0.00	\$0.00	\$0.00	\$0.00	\$47,508.00
215001 Material Impreso e Información digital	\$47,508.00	\$0.00	\$0.00	\$0.00	\$0.00	\$0.00	\$0.00	\$0.00	\$0.00	\$0.00	\$0.00	\$0.00	\$0.00	\$0.00	\$47,508.00
216000 Material de limpieza	\$105,793.28	\$0.00	\$0.00	\$0.00	\$0.00	\$0.00	\$0.00	\$0.00	\$0.00	\$0.00	\$0.00	\$0.00	\$0.00	\$0.00	\$105,793.28
216001 Material de Limpieza	\$105,793.28	\$0.00	\$0.00	\$0.00	\$0.00	\$0.00	\$0.00	\$0.00	\$0.00	\$0.00	\$0.00	\$0.00	\$0.00	\$0.00	\$105,793.28
220000 Alimentos y utensilios	\$150,000.00	\$0.00	\$0.00	\$0.00	\$0.00	\$0.00	\$0.00	\$0.00	\$0.00	\$7,221.00	\$0.00	\$0.00	\$0.00	\$7,221.00	\$142,779.00
221000 Productos alimenticios para personas	\$150,000.00	\$0.00	\$0.00	\$0.00	\$0.00	\$0.00	\$0.00	\$0.00	\$0.00	\$7,221.00	\$0.00	\$0.00	\$0.00	\$7,221.00	\$142,779.00
221001 Alimentación de Personas	\$150,000.00	\$0.00	\$0.00	\$0.00	\$0.00	\$0.00	\$0.00	\$0.00	\$0.00	\$7,221.00	\$0.00	\$0.00	\$0.00	\$7,221.00	\$142,779.00
240000 Materiales y artículos de construcción y c	\$3,516,019.83	\$0.00	\$0.00	\$0.00	\$422,033.65	\$482,695.51	\$469,652.00	\$507,837.49	\$143,296.00	\$120,258.27	\$0.00	\$0.00	\$0.00	\$2,145,773.00	\$1,371,046.83
241000 Productos minerales no metálicos	\$750,635.07	\$0.00	\$0.00	\$0.00	\$207,920.00	\$31,900.00	\$207,060.00	\$10,000.07	\$45,994.00	\$77,100.64	\$0.00	\$0.00	\$0.00	\$579,974.71	\$170,660.36
241001 Productos minerales no metálicos	\$750,635.07	\$0.00	\$0.00	\$0.00	\$207,920.00	\$31,900.00	\$207,060.00	\$10,000.07	\$45,994.00	\$77,100.64	\$0.00	\$0.00	\$0.00	\$579,974.71	\$170,660.36
242000 Cemento y productos de concreto	\$789,603.00	\$0.00	\$0.00	\$0.00	\$99,600.00	\$31,900.00	\$140,412.00	\$82,500.10	\$37,560.00	\$26,448.00	\$0.00	\$0.00	\$0.00	\$418,420.10	\$371,182.90
242001 Cemento y productos de concreto	\$789,603.00	\$0.00	\$0.00	\$0.00	\$99,600.00	\$31,900.00	\$140,412.00	\$82,500.10	\$37,560.00	\$26,448.00	\$0.00	\$0.00	\$0.00	\$418,420.10	\$371,182.90
243000 Cal, yeso y productos de yeso	\$50,360.00	\$0.00	\$0.00	\$0.00	\$359.95	\$0.00	\$16,452.08	\$-16,452.08	\$0.00	\$0.00	\$0.00	\$0.00	\$0.00	\$359.95	\$50,000.05
243001 Cal, yeso y productos de yeso	\$50,360.00	\$0.00	\$0.00	\$0.00	\$359.95	\$0.00	\$16,452.08	\$-16,452.08	\$0.00	\$0.00	\$0.00	\$0.00	\$0.00	\$359.95	\$50,000.05
244000 Madera y productos de madera	\$10,000.00	\$0.00	\$0.00	\$0.00	\$0.00	\$0.00	\$0.00	\$0.00	\$0.00	\$0.00	\$0.00	\$0.00	\$0.00	\$0.00	\$10,000.00
244001 Madera y productos de madera	\$10,000.00	\$0.00	\$0.00	\$0.00	\$0.00	\$0.00	\$0.00	\$0.00	\$0.00	\$0.00	\$0.00	\$0.00	\$0.00	\$0.00	\$10,000.00
246000 Material eléctrico y electrónico	\$440,000.00	\$0.00	\$0.00	\$0.00	\$0.00	\$3,407.62	\$0.00	\$133,173.80	\$2,469.76	\$0.00	\$0.00	\$0.00	\$0.00	\$139,051.18	\$300,948.82
246001 Material Eléctrico	\$440,000.00	\$0.00	\$0.00	\$0.00	\$0.00	\$3,407.62	\$0.00	\$133,173.80	\$2,469.76	\$0.00	\$0.00	\$0.00	\$0.00	\$139,051.18	\$300,948.82
247000 Artículos metálicos para la construcción	\$650,000.00	\$0.00	\$0.00	\$0.00	\$39,150.05	\$274,021.28	\$29,250.00	\$210,000.60	\$12,517.50	\$0.00	\$0.00	\$0.00	\$0.00	\$565,539.43	\$84,460.57



MUNICIPIO DE FRANCISCO I. MADERO, HIDALGO
HIDALGO


Análítico Mensual Gastos Pagados por Fuente de Financiamiento al 30/sep/21
(Cuentas con Movimientos)
(Cifras en pesos y centavos)

Fecha y hora de Impresión: 05/oct./2021 06:29 p. m.



Usr: supervisor
Rep: rptAnaliticoPresupuestoEgresos_FF

Objeto del Gasto	Presupuesto Vigente	Ene	Feb	Mar	Abr	May	Jun	Jul	Ago	Sep	Oct	Nov	Dic	Total	Diferencia (Vigente - Total)
247001 Artículos metálicos para la construcción	\$650,000.00	\$0.00	\$0.00	\$0.00	\$39,150.05	\$274,621.28	\$29,250.00	\$210,000.60	\$12,517.50	\$0.00	\$0.00	\$0.00	\$0.00	\$565,539.43	\$84,460.57
248000 Materiales complementarios	\$110,000.00	\$0.00	\$0.00	\$0.00	\$0.00	\$0.00	\$0.00	\$88,815.00	\$9,560.34	\$0.00	\$0.00	\$0.00	\$0.00	\$98,375.34	\$11,624.66
248001 Materiales complementarios	\$110,000.00	\$0.00	\$0.00	\$0.00	\$0.00	\$0.00	\$0.00	\$88,815.00	\$9,560.34	\$0.00	\$0.00	\$0.00	\$0.00	\$98,375.34	\$11,624.66
249000 Otros materiales y artículos de construcción	\$716,221.76	\$0.00	\$0.00	\$0.00	\$75,003.65	\$140,866.61	\$76,478.00	\$0.00	\$35,194.40	\$16,709.63	\$0.00	\$0.00	\$0.00	\$344,252.29	\$371,969.47
249001 Otros materiales y artículos de construcción	\$716,221.76	\$0.00	\$0.00	\$0.00	\$75,003.65	\$140,866.61	\$76,478.00	\$0.00	\$35,194.40	\$16,709.63	\$0.00	\$0.00	\$0.00	\$344,252.29	\$371,969.47
270000 Vestuario, blancos, prendas de protección	\$156,842.48	\$0.00	\$0.00	\$0.00	\$0.00	\$0.00	\$0.00	\$0.00	\$0.00	\$146,732.97	\$0.00	\$0.00	\$0.00	\$146,732.97	\$10,109.51
271000 Vestuario y uniformes	\$156,842.48	\$0.00	\$0.00	\$0.00	\$0.00	\$0.00	\$0.00	\$0.00	\$0.00	\$146,732.97	\$0.00	\$0.00	\$0.00	\$146,732.97	\$10,109.51
271001 Vestuario, Uniformes	\$156,842.48	\$0.00	\$0.00	\$0.00	\$0.00	\$0.00	\$0.00	\$0.00	\$0.00	\$146,732.97	\$0.00	\$0.00	\$0.00	\$146,732.97	\$10,109.51
300000 SERVICIOS GENERALES	\$2,306,316.04	\$0.00	\$0.00	\$0.00	\$0.00	\$347,998.84	\$0.00	\$27,767.02	\$44,080.00	\$221,540.51	\$0.00	\$0.00	\$0.00	\$641,386.37	\$1,664,929.67
320000 Servicios de arrendamiento	\$500,765.86	\$0.00	\$0.00	\$0.00	\$0.00	\$347,998.84	\$0.00	\$27,767.02	\$0.00	\$23,954.00	\$0.00	\$0.00	\$0.00	\$399,719.86	\$101,046.00
326000 Arrendamiento de maquinaria, otros equipo	\$375,765.86	\$0.00	\$0.00	\$0.00	\$0.00	\$347,998.84	\$0.00	\$27,767.02	\$0.00	\$0.00	\$0.00	\$0.00	\$0.00	\$375,765.86	\$0.00
326001 Arrendamiento de Maquinaria y Equipo	\$375,765.86	\$0.00	\$0.00	\$0.00	\$0.00	\$347,998.84	\$0.00	\$27,767.02	\$0.00	\$0.00	\$0.00	\$0.00	\$0.00	\$375,765.86	\$0.00
329000 Otros arrendamientos	\$125,000.00	\$0.00	\$0.00	\$0.00	\$0.00	\$0.00	\$0.00	\$0.00	\$0.00	\$23,954.00	\$0.00	\$0.00	\$0.00	\$23,954.00	\$101,046.00
329001 Otros arrendamientos	\$125,000.00	\$0.00	\$0.00	\$0.00	\$0.00	\$0.00	\$0.00	\$0.00	\$0.00	\$23,954.00	\$0.00	\$0.00	\$0.00	\$23,954.00	\$101,046.00
330000 Servicios profesionales, científicos, técnicos	\$423,000.00	\$0.00	\$0.00	\$0.00	\$0.00	\$0.00	\$0.00	\$0.00	\$0.00	\$0.00	\$0.00	\$0.00	\$0.00	\$0.00	\$423,000.00
331000 Servicios legales, de contabilidad, auditoría	\$203,000.00	\$0.00	\$0.00	\$0.00	\$0.00	\$0.00	\$0.00	\$0.00	\$0.00	\$0.00	\$0.00	\$0.00	\$0.00	\$0.00	\$203,000.00
331001 Servicios legales	\$203,000.00	\$0.00	\$0.00	\$0.00	\$0.00	\$0.00	\$0.00	\$0.00	\$0.00	\$0.00	\$0.00	\$0.00	\$0.00	\$0.00	\$203,000.00
332000 Servicios de diseño, arquitectura, ingeniería	\$165,000.00	\$0.00	\$0.00	\$0.00	\$0.00	\$0.00	\$0.00	\$0.00	\$0.00	\$0.00	\$0.00	\$0.00	\$0.00	\$0.00	\$165,000.00
332001 Servicios de arquitectura, ingeniería y activi	\$165,000.00	\$0.00	\$0.00	\$0.00	\$0.00	\$0.00	\$0.00	\$0.00	\$0.00	\$0.00	\$0.00	\$0.00	\$0.00	\$0.00	\$165,000.00
334000 Servicios de capacitación	\$55,000.00	\$0.00	\$0.00	\$0.00	\$0.00	\$0.00	\$0.00	\$0.00	\$0.00	\$0.00	\$0.00	\$0.00	\$0.00	\$0.00	\$55,000.00
334001 Capacitación	\$55,000.00	\$0.00	\$0.00	\$0.00	\$0.00	\$0.00	\$0.00	\$0.00	\$0.00	\$0.00	\$0.00	\$0.00	\$0.00	\$0.00	\$55,000.00
350000 Servicios de instalación, reparación, man	\$200,000.00	\$0.00	\$0.00	\$0.00	\$0.00	\$0.00	\$0.00	\$0.00	\$44,080.00	\$0.00	\$0.00	\$0.00	\$0.00	\$44,080.00	\$155,920.00
351000 Conservación y mantenimiento menor de in	\$100,000.00	\$0.00	\$0.00	\$0.00	\$0.00	\$0.00	\$0.00	\$0.00	\$0.00	\$0.00	\$0.00	\$0.00	\$0.00	\$0.00	\$100,000.00
351001 Conservación y mantenimiento menor de in	\$100,000.00	\$0.00	\$0.00	\$0.00	\$0.00	\$0.00	\$0.00	\$0.00	\$0.00	\$0.00	\$0.00	\$0.00	\$0.00	\$0.00	\$100,000.00
355000 Reparación y mantenimiento de equipo de t	\$100,000.00	\$0.00	\$0.00	\$0.00	\$0.00	\$0.00	\$0.00	\$0.00	\$44,080.00	\$0.00	\$0.00	\$0.00	\$0.00	\$44,080.00	\$55,920.00
355001 Mantenimiento de Vehículos	\$100,000.00	\$0.00	\$0.00	\$0.00	\$0.00	\$0.00	\$0.00	\$0.00	\$44,080.00	\$0.00	\$0.00	\$0.00	\$0.00	\$44,080.00	\$55,920.00
380000 Servicios oficiales	\$323,000.00	\$0.00	\$0.00	\$0.00	\$0.00	\$0.00	\$0.00	\$0.00	\$0.00	\$160,588.86	\$0.00	\$0.00	\$0.00	\$160,588.86	\$162,411.14
382000 Gastos de orden social y cultural	\$323,000.00	\$0.00	\$0.00	\$0.00	\$0.00	\$0.00	\$0.00	\$0.00	\$0.00	\$160,588.86	\$0.00	\$0.00	\$0.00	\$160,588.86	\$162,411.14
382001 Gastos de orden social	\$323,000.00	\$0.00	\$0.00	\$0.00	\$0.00	\$0.00	\$0.00	\$0.00	\$0.00	\$160,588.86	\$0.00	\$0.00	\$0.00	\$160,588.86	\$162,411.14
390000 Otros servicios generales	\$859,550.18	\$0.00	\$0.00	\$0.00	\$0.00	\$0.00	\$0.00	\$0.00	\$0.00	\$36,997.65	\$0.00	\$0.00	\$0.00	\$36,997.65	\$822,552.53
394000 Sentencias y resoluciones por autoridad co	\$491,559.14	\$0.00	\$0.00	\$0.00	\$0.00	\$0.00	\$0.00	\$0.00	\$0.00	\$36,997.65	\$0.00	\$0.00	\$0.00	\$36,997.65	\$454,561.49
394002 Sentencias y resoluciones por autoridad co	\$491,559.14	\$0.00	\$0.00	\$0.00	\$0.00	\$0.00	\$0.00	\$0.00	\$0.00	\$36,997.65	\$0.00	\$0.00	\$0.00	\$36,997.65	\$454,561.49
398000 Impuesto sobre nóminas y otros que se dei	\$367,991.04	\$0.00	\$0.00	\$0.00	\$0.00	\$0.00	\$0.00	\$0.00	\$0.00	\$0.00	\$0.00	\$0.00	\$0.00	\$0.00	\$367,991.04
398001 Impuesto sobre nóminas y otros que se dei	\$367,991.04	\$0.00	\$0.00	\$0.00	\$0.00	\$0.00	\$0.00	\$0.00	\$0.00	\$0.00	\$0.00	\$0.00	\$0.00	\$0.00	\$367,991.04
400000 TRANSFERENCIAS, ASIGNACIONES	\$1,435,941.10	\$0.00	\$0.00	\$0.00	\$0.00	\$1,110,591.00	\$0.00	\$0.00	\$85,526.99	\$87,710.00	\$0.00	\$0.00	\$0.00	\$1,283,827.99	\$152,113.11
430000 Subsidios y subvenciones	\$1,110,591.00	\$0.00	\$0.00	\$0.00	\$0.00	\$1,110,591.00	\$0.00	\$0.00	\$0.00	\$0.00	\$0.00	\$0.00	\$0.00	\$1,110,591.00	\$0.00
433000 Subsidios a la inversión	\$1,110,591.00	\$0.00	\$0.00	\$0.00	\$0.00	\$1,110,591.00	\$0.00	\$0.00	\$0.00	\$0.00	\$0.00	\$0.00	\$0.00	\$1,110,591.00	\$0.00
433001 Subsidios a la inversión	\$1,110,591.00	\$0.00	\$0.00	\$0.00	\$0.00	\$1,110,591.00	\$0.00	\$0.00	\$0.00	\$0.00	\$0.00	\$0.00	\$0.00	\$1,110,591.00	\$0.00
440000 Ayudas sociales	\$325,350.10	\$0.00	\$0.00	\$0.00	\$0.00	\$0.00	\$0.00	\$0.00	\$85,526.99	\$87,710.00	\$0.00	\$0.00	\$0.00	\$173,236.99	\$152,113.11
446000 Ayudas sociales a cooperativas	\$325,350.10	\$0.00	\$0.00	\$0.00	\$0.00	\$0.00	\$0.00	\$0.00	\$85,526.99	\$87,710.00	\$0.00	\$0.00	\$0.00	\$173,236.99	\$152,113.11



MUNICIPIO DE FRANCISCO I. MADERO, HIDALGO
HIDALGO


Análítico Mensual Egresos Pagados por Fuente de Financiamiento al 30/sep/21
(Cuentas con Movimientos)
(Cifras en pesos y centavos)

Fecha y hora de impresión: 05/oct./2021 06:20 p. m.



Usr: supervisor
Rep: rptAnaliticoPresupuestoEgresos_FF

Objeto del Gasto	Presupuesto Vigente	Ene	Feb	Mar	Abr	May	Jun	Jul	Ago	Sep	Oct	Nov	Dic	Total	Diferencia (Vigente - Total)
446001 Ayudas sociales a cooperativas	\$325,350.10	\$0.00	\$0.00	\$0.00	\$0.00	\$0.00	\$0.00	\$0.00	\$85,526.99	\$87,710.00	\$0.00	\$0.00	\$0.00	\$173,236.99	\$152,113.11
600000 INVERSION PUBLICA	\$4,428,373.31	\$0.00	\$0.00	\$0.00	\$0.00	\$0.00	\$0.00	\$0.00	\$0.00	\$0.00	\$0.00	\$0.00	\$0.00	\$0.00	\$4,428,373.31
610000 Obra pública en bienes de dominio público	\$4,428,373.31	\$0.00	\$0.00	\$0.00	\$0.00	\$0.00	\$0.00	\$0.00	\$0.00	\$0.00	\$0.00	\$0.00	\$0.00	\$0.00	\$4,428,373.31
615000 Construcción de vías de comunicación	\$4,428,373.31	\$0.00	\$0.00	\$0.00	\$0.00	\$0.00	\$0.00	\$0.00	\$0.00	\$0.00	\$0.00	\$0.00	\$0.00	\$0.00	\$4,428,373.31
615001 Construcción de vías de comunicación	\$4,428,373.31	\$0.00	\$0.00	\$0.00	\$0.00	\$0.00	\$0.00	\$0.00	\$0.00	\$0.00	\$0.00	\$0.00	\$0.00	\$0.00	\$4,428,373.31
F.F.M. 2021	\$12,279,603.00	\$0.00	\$0.00	\$0.00	\$422,033.05	\$1,941,205.35	\$469,652.08	\$535,804.51	\$272,902.99	\$595,143.75	\$0.00	\$0.00	\$0.00	\$4,236,622.33	\$8,042,980.67
1523 IEPS-TABACOS 2021															
100000 SERVICIOS PERSONALES	\$424,107.94	\$0.00	\$0.00	\$0.00	\$0.00	\$0.00	\$0.00	\$0.00	\$0.00	\$0.00	\$0.00	\$0.00	\$0.00	\$0.00	\$424,107.94
130000 Remuneraciones adicionales y especiales	\$424,107.94	\$0.00	\$0.00	\$0.00	\$0.00	\$0.00	\$0.00	\$0.00	\$0.00	\$0.00	\$0.00	\$0.00	\$0.00	\$0.00	\$424,107.94
132000 Primas de vacaciones, dominical y gratifica	\$424,107.94	\$0.00	\$0.00	\$0.00	\$0.00	\$0.00	\$0.00	\$0.00	\$0.00	\$0.00	\$0.00	\$0.00	\$0.00	\$0.00	\$424,107.94
132001 Prima de Vacaciones y Dominical	\$424,107.94	\$0.00	\$0.00	\$0.00	\$0.00	\$0.00	\$0.00	\$0.00	\$0.00	\$0.00	\$0.00	\$0.00	\$0.00	\$0.00	\$424,107.94
IEPS-TABACOS 2021	\$424,107.94	\$0.00	\$0.00	\$0.00	\$0.00	\$0.00	\$0.00	\$0.00	\$0.00	\$0.00	\$0.00	\$0.00	\$0.00	\$0.00	\$424,107.94
1524 IEPS-GASOLINAS 2021															
100000 SERVICIOS PERSONALES	\$410,092.89	\$0.00	\$0.00	\$0.00	\$0.00	\$0.00	\$0.00	\$0.00	\$0.00	\$0.00	\$0.00	\$0.00	\$0.00	\$0.00	\$410,092.89
130000 Remuneraciones adicionales y especiales	\$410,092.89	\$0.00	\$0.00	\$0.00	\$0.00	\$0.00	\$0.00	\$0.00	\$0.00	\$0.00	\$0.00	\$0.00	\$0.00	\$0.00	\$410,092.89
132000 Primas de vacaciones, dominical y gratifica	\$410,092.89	\$0.00	\$0.00	\$0.00	\$0.00	\$0.00	\$0.00	\$0.00	\$0.00	\$0.00	\$0.00	\$0.00	\$0.00	\$0.00	\$410,092.89
132001 Prima de Vacaciones y Dominical	\$410,092.89	\$0.00	\$0.00	\$0.00	\$0.00	\$0.00	\$0.00	\$0.00	\$0.00	\$0.00	\$0.00	\$0.00	\$0.00	\$0.00	\$410,092.89
200000 MATERIALES Y SUMINISTROS	\$263,843.40	\$0.00	\$0.00	\$0.00	\$0.00	\$0.00	\$0.00	\$21,212.92	\$1,320.20	\$45,720.00	\$0.00	\$0.00	\$0.00	\$68,261.12	\$195,582.36
260000 Combustibles, lubricantes y aditivos	\$263,843.40	\$0.00	\$0.00	\$0.00	\$0.00	\$0.00	\$0.00	\$21,212.92	\$1,320.20	\$45,720.00	\$0.00	\$0.00	\$0.00	\$68,261.12	\$195,582.36
261000 Combustibles, lubricantes y aditivos	\$263,843.40	\$0.00	\$0.00	\$0.00	\$0.00	\$0.00	\$0.00	\$21,212.92	\$1,320.20	\$45,720.00	\$0.00	\$0.00	\$0.00	\$68,261.12	\$195,582.36
261001 Combustibles y Lubricantes vehículos y eq	\$263,843.40	\$0.00	\$0.00	\$0.00	\$0.00	\$0.00	\$0.00	\$21,212.92	\$1,320.20	\$45,720.00	\$0.00	\$0.00	\$0.00	\$68,261.12	\$195,582.36
300000 SERVICIOS GENERALES	\$286,156.52	\$0.00	\$0.00	\$0.00	\$0.00	\$0.00	\$0.00	\$0.00	\$0.00	\$176,255.96	\$0.00	\$0.00	\$0.00	\$176,255.96	\$109,900.56
390000 Otros servicios generales	\$286,156.52	\$0.00	\$0.00	\$0.00	\$0.00	\$0.00	\$0.00	\$0.00	\$0.00	\$176,255.96	\$0.00	\$0.00	\$0.00	\$176,255.96	\$109,900.56
394000 Sentencias y resoluciones por autoridad co	\$286,156.52	\$0.00	\$0.00	\$0.00	\$0.00	\$0.00	\$0.00	\$0.00	\$0.00	\$176,255.96	\$0.00	\$0.00	\$0.00	\$176,255.96	\$109,900.56
394002 Sentencias y resoluciones por autoridad co	\$286,156.52	\$0.00	\$0.00	\$0.00	\$0.00	\$0.00	\$0.00	\$0.00	\$0.00	\$176,255.96	\$0.00	\$0.00	\$0.00	\$176,255.96	\$109,900.56
IEPS-GASOLINAS 2021	\$960,092.89	\$0.00	\$0.00	\$0.00	\$0.00	\$0.00	\$0.00	\$21,212.92	\$1,320.20	\$221,975.96	\$0.00	\$0.00	\$0.00	\$244,517.08	\$715,575.81
1525 ISAN 2021															
100000 SERVICIOS PERSONALES	\$229,310.65	\$0.00	\$0.00	\$0.00	\$0.00	\$0.00	\$0.00	\$0.00	\$0.00	\$0.00	\$0.00	\$0.00	\$0.00	\$0.00	\$229,310.65
130000 Remuneraciones adicionales y especiales	\$229,310.65	\$0.00	\$0.00	\$0.00	\$0.00	\$0.00	\$0.00	\$0.00	\$0.00	\$0.00	\$0.00	\$0.00	\$0.00	\$0.00	\$229,310.65
132000 Primas de vacaciones, dominical y gratifica	\$229,310.65	\$0.00	\$0.00	\$0.00	\$0.00	\$0.00	\$0.00	\$0.00	\$0.00	\$0.00	\$0.00	\$0.00	\$0.00	\$0.00	\$229,310.65
132001 Prima de Vacaciones y Dominical	\$67,612.65	\$0.00	\$0.00	\$0.00	\$0.00	\$0.00	\$0.00	\$0.00	\$0.00	\$0.00	\$0.00	\$0.00	\$0.00	\$0.00	\$67,612.65
132002 Gratificación Anual	\$161,698.00	\$0.00	\$0.00	\$0.00	\$0.00	\$0.00	\$0.00	\$0.00	\$0.00	\$0.00	\$0.00	\$0.00	\$0.00	\$0.00	\$161,698.00
ISAN 2021	\$229,310.65	\$0.00	\$0.00	\$0.00	\$0.00	\$0.00	\$0.00	\$0.00	\$0.00	\$0.00	\$0.00	\$0.00	\$0.00	\$0.00	\$229,310.65




MUNICIPIO DE FRANCISCO I. MADERO, HIDALGO
HIDALGO

Análisis Mensual Gastos Pagados por Fuente de Financiamiento al 30/sep/21
(Cuentas con Movimientos)
(Cifras en pesos y centavos)

Fecha y hora de impresión: 05/oct./2021 06:20 p. m.

Francisco I. Madero
Hidalgo
Usr: supervisor
Rep: rptAnaliticoPresupuestoEgresos_FF

Objeto del Gasto	Presupuesto Vigente	Ene	Feb	Mar	Abr	May	Jun	Jul	Ago	Sep	Oct	Nov	Dic	Total	Diferencia (Vigente - Total)
1526 FOFIR 2021															
100000	SERVICIOS PERSONALES	\$853,910.18	\$0.00	\$0.00	\$0.00	\$0.00	\$0.00	\$0.00	\$0.00	\$0.00	\$0.00	\$0.00	\$0.00	\$0.00	\$853,910.18
130000	Remuneraciones adicionales y especiales	\$853,910.18	\$0.00	\$0.00	\$0.00	\$0.00	\$0.00	\$0.00	\$0.00	\$0.00	\$0.00	\$0.00	\$0.00	\$0.00	\$853,910.18
132000	Primas de vacaciones, dominical y gratifica	\$853,910.18	\$0.00	\$0.00	\$0.00	\$0.00	\$0.00	\$0.00	\$0.00	\$0.00	\$0.00	\$0.00	\$0.00	\$0.00	\$853,910.18
132001	Prima de Vacaciones y Dominical	\$853,910.18	\$0.00	\$0.00	\$0.00	\$0.00	\$0.00	\$0.00	\$0.00	\$0.00	\$0.00	\$0.00	\$0.00	\$0.00	\$853,910.18
400000	TRANSFERENCIAS, ASIGNACIONES	\$228,735.00	\$0.00	\$0.00	\$0.00	\$0.00	\$0.00	\$0.00	\$0.00	\$0.00	\$0.00	\$0.00	\$0.00	\$0.00	\$228,735.00
440000	Ayudas sociales	\$228,735.00	\$0.00	\$0.00	\$0.00	\$0.00	\$0.00	\$0.00	\$0.00	\$0.00	\$0.00	\$0.00	\$0.00	\$0.00	\$228,735.00
446000	Ayudas sociales a cooperativas	\$228,735.00	\$0.00	\$0.00	\$0.00	\$0.00	\$0.00	\$0.00	\$0.00	\$0.00	\$0.00	\$0.00	\$0.00	\$0.00	\$228,735.00
446001	Ayudas sociales a cooperativas	\$228,735.00	\$0.00	\$0.00	\$0.00	\$0.00	\$0.00	\$0.00	\$0.00	\$0.00	\$0.00	\$0.00	\$0.00	\$0.00	\$228,735.00
	FOFIR 2021	\$1,082,645.18	\$0.00	\$0.00	\$0.00	\$0.00	\$0.00	\$0.00	\$0.00	\$0.00	\$0.00	\$0.00	\$0.00	\$0.00	\$1,082,645.18
1527 CISAN 2021															
200000	MATERIALES Y SUMINISTROS	\$44,192.00	\$0.00	\$0.00	\$0.00	\$0.00	\$0.00	\$0.056.08	\$12,811.92	\$2,691.20	\$0.00	\$0.00	\$0.00	\$23,559.20	\$20,632.80
260000	Combustibles, lubricantes y aditivos	\$44,192.00	\$0.00	\$0.00	\$0.00	\$0.00	\$0.00	\$8,056.08	\$12,811.92	\$2,691.20	\$0.00	\$0.00	\$0.00	\$23,559.20	\$20,632.80
261000	Combustibles, lubricantes y aditivos	\$44,192.00	\$0.00	\$0.00	\$0.00	\$0.00	\$0.00	\$8,056.08	\$12,811.92	\$2,691.20	\$0.00	\$0.00	\$0.00	\$23,559.20	\$20,632.80
261001	Combustibles y Lubricantes vehículos y eqi	\$44,192.00	\$0.00	\$0.00	\$0.00	\$0.00	\$0.00	\$8,056.08	\$12,811.92	\$2,691.20	\$0.00	\$0.00	\$0.00	\$23,559.20	\$20,632.80
	CISAN 2021	\$44,192.00	\$0.00	\$0.00	\$0.00	\$0.00	\$0.00	\$8,056.08	\$12,811.92	\$2,691.20	\$0.00	\$0.00	\$0.00	\$23,559.20	\$20,632.80
1529 FEIEF 2021															
200000	MATERIALES Y SUMINISTROS	\$102,492.78	\$0.00	\$0.00	\$0.00	\$0.00	\$0.00	\$0.00	\$0.00	\$6,960.00	\$0.00	\$0.00	\$0.00	\$6,960.00	\$95,532.78
210000	Materiales de administración, emisión de	\$102,492.78	\$0.00	\$0.00	\$0.00	\$0.00	\$0.00	\$0.00	\$0.00	\$6,960.00	\$0.00	\$0.00	\$0.00	\$6,960.00	\$95,532.78
215000	Material impreso e información digital	\$102,492.78	\$0.00	\$0.00	\$0.00	\$0.00	\$0.00	\$0.00	\$0.00	\$6,960.00	\$0.00	\$0.00	\$0.00	\$6,960.00	\$95,532.78
215001	Material impreso e información digital	\$102,492.78	\$0.00	\$0.00	\$0.00	\$0.00	\$0.00	\$0.00	\$0.00	\$6,960.00	\$0.00	\$0.00	\$0.00	\$6,960.00	\$95,532.78
	FEIEF 2021	\$102,492.78	\$0.00	\$0.00	\$0.00	\$0.00	\$0.00	\$0.00	\$0.00	\$6,960.00	\$0.00	\$0.00	\$0.00	\$6,960.00	\$95,532.78
1530 ISR 2021															
300000	SERVICIOS GENERALES	\$212,722.00	\$0.00	\$0.00	\$0.00	\$0.00	\$0.00	\$74,094.00	\$38,628.00	\$42,920.00	\$0.00	\$0.00	\$0.00	\$155,642.00	\$57,080.00
350000	Servicios de instalación, reparación, man	\$100,000.00	\$0.00	\$0.00	\$0.00	\$0.00	\$0.00	\$0.00	\$0.00	\$42,920.00	\$0.00	\$0.00	\$0.00	\$42,920.00	\$57,080.00
355000	Reparación y mantenimiento de equipo de t	\$100,000.00	\$0.00	\$0.00	\$0.00	\$0.00	\$0.00	\$0.00	\$0.00	\$42,920.00	\$0.00	\$0.00	\$0.00	\$42,920.00	\$57,080.00
355001	Mantenimiento de Vehículos	\$100,000.00	\$0.00	\$0.00	\$0.00	\$0.00	\$0.00	\$0.00	\$0.00	\$42,920.00	\$0.00	\$0.00	\$0.00	\$42,920.00	\$57,080.00
360000	Servicios oficiales	\$112,722.00	\$0.00	\$0.00	\$0.00	\$0.00	\$0.00	\$74,094.00	\$38,628.00	\$0.00	\$0.00	\$0.00	\$0.00	\$112,722.00	\$0.00
362000	Gastos de orden social y cultural	\$112,722.00	\$0.00	\$0.00	\$0.00	\$0.00	\$0.00	\$74,094.00	\$38,628.00	\$0.00	\$0.00	\$0.00	\$0.00	\$112,722.00	\$0.00
362001	Gastos de orden social	\$112,722.00	\$0.00	\$0.00	\$0.00	\$0.00	\$0.00	\$74,094.00	\$38,628.00	\$0.00	\$0.00	\$0.00	\$0.00	\$112,722.00	\$0.00
600000	INVERSION PUBLICA	\$1,551,538.00	\$0.00	\$0.00	\$0.00	\$0.00	\$0.00	\$0.00	\$0.00	\$0.00	\$0.00	\$0.00	\$0.00	\$0.00	\$1,551,538.00
610000	Obra pública en bienes de dominio públi	\$1,551,538.00	\$0.00	\$0.00	\$0.00	\$0.00	\$0.00	\$0.00	\$0.00	\$0.00	\$0.00	\$0.00	\$0.00	\$0.00	\$1,551,538.00



MUNICIPIO DE FRANCISCO I. MADERO, HIDALGO
HIDALGO


Análítico Mensual (grosos Pagados por Fuente de Financiamiento al 30/sep/21)
(Cuentas con Movimientos)
(Cifras en pesos y centavos)

Fecha y hora de Impresión 05/oct./2021 06:20 p. m.



Usu: supervisor
Rep: rptAnaliticoPresupuestoEgresos_FF

Objeto del Gasto	Presupuesto Vigente	Ene	Feb	Mar	Abr	May	Jun	Jul	Ago	Sep	Oct	Nov	Dic	Total	Diferencia (Vigente - Total)
619000 Trabajos de acabados en edificaciones y o	\$1,551,538.00	\$0.00	\$0.00	\$0.00	\$0.00	\$0.00	\$0.00	\$0.00	\$0.00	\$0.00	\$0.00	\$0.00	\$0.00	\$0.00	\$1,551,538.00
619001 Trabajos de acabados en edificaciones y o	\$1,551,538.00	\$0.00	\$0.00	\$0.00	\$0.00	\$0.00	\$0.00	\$0.00	\$0.00	\$0.00	\$0.00	\$0.00	\$0.00	\$0.00	\$1,551,538.00
ISR 2021	\$1,764,260.00	\$0.00	\$0.00	\$0.00	\$0.00	\$0.00	\$0.00	\$74,094.00	\$38,628.00	\$42,920.00	\$0.00	\$0.00	\$0.00	\$155,642.00	\$1,608,618.00
2520 FAISM 2020															
600000 INVERSION PUBLICA	\$4,072,457.96	\$0.00	\$2,604,277.53	\$1,431,163.57	\$0.00	\$0.00	\$0.00	\$0.00	\$0.00	\$0.00	\$0.00	\$0.00	\$0.00	\$4,035,441.10	\$37,016.86
610000 Obra pública en bienes de dominio públi	\$4,072,457.96	\$0.00	\$2,604,277.53	\$1,431,163.57	\$0.00	\$0.00	\$0.00	\$0.00	\$0.00	\$0.00	\$0.00	\$0.00	\$0.00	\$4,035,441.10	\$37,016.86
614000 División de terrenos y construcción de obra	\$717,281.45	\$0.00	\$568,336.37	\$111,928.16	\$0.00	\$0.00	\$0.00	\$0.00	\$0.00	\$0.00	\$0.00	\$0.00	\$0.00	\$660,264.53	\$37,016.92
614001 División de terrenos y construcción de obra	\$717,281.45	\$0.00	\$568,336.37	\$111,928.16	\$0.00	\$0.00	\$0.00	\$0.00	\$0.00	\$0.00	\$0.00	\$0.00	\$0.00	\$660,264.53	\$37,016.92
615000 Construcción de vías de comunicación	\$168,333.58	\$0.00	\$0.00	\$168,333.58	\$0.00	\$0.00	\$0.00	\$0.00	\$0.00	\$0.00	\$0.00	\$0.00	\$0.00	\$168,333.58	\$0.00
615001 Construcción de vías de comunicación	\$168,333.58	\$0.00	\$0.00	\$168,333.58	\$0.00	\$0.00	\$0.00	\$0.00	\$0.00	\$0.00	\$0.00	\$0.00	\$0.00	\$168,333.58	\$0.00
617000 Instalaciones y equipamiento en construc	\$3,186,842.93	\$0.00	\$2,035,941.16	\$1,150,901.83	\$0.00	\$0.00	\$0.00	\$0.00	\$0.00	\$0.00	\$0.00	\$0.00	\$0.00	\$3,186,842.99	-50.06
617001 Instalaciones y equipamiento en construc	\$3,186,842.93	\$0.00	\$2,035,941.16	\$1,150,901.83	\$0.00	\$0.00	\$0.00	\$0.00	\$0.00	\$0.00	\$0.00	\$0.00	\$0.00	\$3,186,842.99	-50.06
FAISM 2020	\$4,072,457.96	\$0.00	\$2,604,277.53	\$1,431,163.57	\$0.00	\$0.00	\$0.00	\$0.00	\$0.00	\$0.00	\$0.00	\$0.00	\$0.00	\$4,035,441.10	\$37,016.86
2521 FORTAMUN 2020															
200000 MATERIALES Y SUMINISTROS	\$82,421.35	\$0.00	\$82,452.35	\$0.00	\$0.00	\$0.00	\$0.00	\$0.00	\$0.00	\$0.00	\$0.00	\$0.00	\$0.00	\$82,452.35	-\$31.00
240000 Materiales y artículos de construcción y c	\$82,421.35	\$0.00	\$82,452.35	\$0.00	\$0.00	\$0.00	\$0.00	\$0.00	\$0.00	\$0.00	\$0.00	\$0.00	\$0.00	\$82,452.35	-\$31.00
246000 Material eléctrico y electrónico	\$82,421.35	\$0.00	\$82,452.35	\$0.00	\$0.00	\$0.00	\$0.00	\$0.00	\$0.00	\$0.00	\$0.00	\$0.00	\$0.00	\$82,452.35	-\$31.00
246001 Material Eléctrico	\$82,421.35	\$0.00	\$82,452.35	\$0.00	\$0.00	\$0.00	\$0.00	\$0.00	\$0.00	\$0.00	\$0.00	\$0.00	\$0.00	\$82,452.35	-\$31.00
300000 SERVICIOS GENERALES	\$149,999.02	\$149,999.02	\$0.00	\$0.00	\$0.00	\$0.00	\$0.00	\$0.00	\$0.00	\$0.00	\$0.00	\$0.00	\$0.00	\$149,999.02	\$0.00
350000 Servicios de instalación, reparación, man	\$149,999.02	\$149,999.02	\$0.00	\$0.00	\$0.00	\$0.00	\$0.00	\$0.00	\$0.00	\$0.00	\$0.00	\$0.00	\$0.00	\$149,999.02	\$0.00
355000 Reparación y mantenimiento de equipo de t	\$149,999.02	\$149,999.02	\$0.00	\$0.00	\$0.00	\$0.00	\$0.00	\$0.00	\$0.00	\$0.00	\$0.00	\$0.00	\$0.00	\$149,999.02	\$0.00
355001 Mantenimiento de Vehículos	\$149,999.02	\$149,999.02	\$0.00	\$0.00	\$0.00	\$0.00	\$0.00	\$0.00	\$0.00	\$0.00	\$0.00	\$0.00	\$0.00	\$149,999.02	\$0.00
FORTAMUN 2020	\$232,420.37	\$149,999.02	\$82,452.35	\$0.00	\$0.00	\$0.00	\$0.00	\$0.00	\$0.00	\$0.00	\$0.00	\$0.00	\$0.00	\$232,451.37	-\$31.00
2523 FAISM 2021															
600000 INVERSION PUBLICA	\$12,591,512.02	\$0.00	\$0.00	\$0.00	\$0.00	\$0.00	\$0.00	\$680,636.46	\$288,257.75	\$1,380,140.55	\$0.00	\$0.00	\$0.00	\$2,349,034.76	\$10,242,477.26
610000 Obra pública en bienes de dominio públi	\$12,591,512.02	\$0.00	\$0.00	\$0.00	\$0.00	\$0.00	\$0.00	\$680,636.46	\$288,257.75	\$1,380,140.55	\$0.00	\$0.00	\$0.00	\$2,349,034.76	\$10,242,477.26
614000 División de terrenos y construcción de obra	\$4,493,548.17	\$0.00	\$0.00	\$0.00	\$0.00	\$0.00	\$0.00	\$0.00	\$0.00	\$759,726.87	\$0.00	\$0.00	\$0.00	\$759,726.87	\$3,733,821.30
614001 División de terrenos y construcción de obra	\$4,493,548.17	\$0.00	\$0.00	\$0.00	\$0.00	\$0.00	\$0.00	\$0.00	\$0.00	\$759,726.87	\$0.00	\$0.00	\$0.00	\$759,726.87	\$3,733,821.30
615000 Construcción de vías de comunicación	\$7,015,049.02	\$0.00	\$0.00	\$0.00	\$0.00	\$0.00	\$0.00	\$680,636.46	\$288,257.75	\$620,413.68	\$0.00	\$0.00	\$0.00	\$1,589,307.89	\$5,425,741.13
615001 Construcción de vías de comunicación	\$7,015,049.02	\$0.00	\$0.00	\$0.00	\$0.00	\$0.00	\$0.00	\$680,636.46	\$288,257.75	\$620,413.68	\$0.00	\$0.00	\$0.00	\$1,589,307.89	\$5,425,741.13
617000 Instalaciones y equipamiento en construc	\$1,082,914.83	\$0.00	\$0.00	\$0.00	\$0.00	\$0.00	\$0.00	\$0.00	\$0.00	\$0.00	\$0.00	\$0.00	\$0.00	\$0.00	\$1,082,914.83
617001 Instalaciones y equipamiento en construc	\$1,082,914.83	\$0.00	\$0.00	\$0.00	\$0.00	\$0.00	\$0.00	\$0.00	\$0.00	\$0.00	\$0.00	\$0.00	\$0.00	\$0.00	\$1,082,914.83
FAISM 2021	\$12,591,512.02	\$0.00	\$0.00	\$0.00	\$0.00	\$0.00	\$0.00	\$680,636.46	\$288,257.75	\$1,380,140.55	\$0.00	\$0.00	\$0.00	\$2,349,034.76	\$10,242,477.26



2020-2024



2020-2024



2020-2024

MUNICIPIO DE FRANCISCO I. MADERO, HIDALGO
HIDALGO

Analítico Mensual (grosos Pagados por Fuente de Financiamiento al 30/sep '11)

(Cuentas con Movimientos)

(Cifras en pesos y centavos)


Fecha y 05/oct./2021

hora de Impresión 06:20 p. m.



Utr: supervisor
Rep: rptAnaliticoPresupuestoEgresos_FF

Table with columns: Objeto del Gasto, Presupuesto Vigente, Ene, Feb, Mar, Abr, May, Jun, Jul, Ago, Sep, Oct, Nov, Dic, Total, Diferencia (Vigente - Total). Rows include: 2524 FORTAMUN 2021, 100000 SERVICIOS PERSONALES, 110000 Remuneraciones al personal de carácter, 113000 Sueldos base al personal permanente, 113001 Sueldos, 130000 Remuneraciones adicionales y especiales, 131000 Primas por años de servicios efectivos pres, 131001 Prima Quinquenal, 132000 Primas de vacaciones, dominical y gratifica, 132001 Prima de Vacaciones y Dominical, 132002 Gratificación Anual, 134000 Compensaciones, 134001 Compensaciones, 150000 Otras prestaciones sociales y económica, 151000 Cuotas para el fondo de ahorro y fondo de t, 151001 Cuotas para el fondo de ahorro y fondo de t, 154000 Prestaciones contractuales, 154001 Prestaciones establecidas por condiciones, 159000 Otras prestaciones sociales y económicas, 159002 Otras Prestaciones, 200000 MATERIALES Y SUMINISTROS, 210000 Materiales de administración, emisión de, 211000 Materiales, útiles y equipos menores de oñ, 211001 Material de Oficina, 212000 Materiales y útiles de Impresión y reproduc, 212001 Materiales y Útiles de Impresión, 214000 Materiales, útiles y equipos menores de te, 214001 Material para Bienes Informáticos, 216000 Material de limpieza, 216001 Material de Limpieza, 240000 Materiales y artículos de construcción y c, 242000 Cemento y productos de concreto, 242001 Cemento y productos de concreto, 246000 Material eléctrico y electrónico, 246001 Material Eléctrico, 249000 Otros materiales y artículos de construcción, 249001 Otros materiales y artículos de construcción, 250000 Productos quim licos, farmacéuticos y de.



2020-2024



2020-2024



2020-2024



MUNICIPIO DE FRANCISCO I. MADERO, HIDALGO
HIDALGO
Análisis Mensual de Egresos Pagados por Fuente de Financiamiento al 30/sep/2021
(Cuentas con Movimientos)
(Cifras en pesos y centavos)

Fecha y hora de Impresión: 05/oct./2021 06:20 p. m.

Usu: supervisor
 Rep: rptAnálisisPresupuestoEgresos_FF

Objeto del Gasto	Presupuesto Vigente	Ene	Feb	Mar	Abr	May	Jun	Jul	Ago	Sep	Oct	Nov	Dic	Total	Diferencia (Vigente - Total)
253000 Medicinas y productos farmacéuticos	\$50,000.00	\$0.00	\$0.00	\$0.00	\$0.00	\$28,176.01	\$14,476.01	\$0.00	\$0.00	\$0.00	\$0.00	\$0.00	\$0.00	\$42,652.02	\$7,347.98
253001 Medicinas y Productos Farmacéuticos	\$50,000.00	\$0.00	\$0.00	\$0.00	\$0.00	\$28,176.01	\$14,476.01	\$0.00	\$0.00	\$0.00	\$0.00	\$0.00	\$0.00	\$42,652.02	\$7,347.98
254000 Materiales, accesorios y suministros médicos	\$202,224.30	\$0.00	\$0.00	\$21,750.00	\$3,544.00	\$111,566.02	\$58,534.39	\$0.00	\$6,829.89	\$0.00	\$0.00	\$0.00	\$0.00	\$202,224.30	\$0.00
254001 Materiales y Suministros Médicos	\$202,224.30	\$0.00	\$0.00	\$21,750.00	\$3,544.00	\$111,566.02	\$58,534.39	\$0.00	\$6,829.89	\$0.00	\$0.00	\$0.00	\$0.00	\$202,224.30	\$0.00
259000 Otros productos químicos	\$6,578.68	\$0.00	\$0.00	\$0.00	\$2,578.68	\$0.00	\$0.00	\$0.00	\$0.00	\$0.00	\$0.00	\$0.00	\$0.00	\$2,578.68	\$4,000.00
259001 Otros productos químicos	\$6,578.68	\$0.00	\$0.00	\$0.00	\$2,578.68	\$0.00	\$0.00	\$0.00	\$0.00	\$0.00	\$0.00	\$0.00	\$0.00	\$2,578.68	\$4,000.00
260000 Combustibles, lubricantes y aditivos	\$5,011,011.41	\$9,146.54	\$277,252.12	\$306,777.97	\$416,349.67	\$464,867.78	\$447,374.09	\$394,946.31	\$422,715.22	\$412,497.22	\$0.00	\$0.00	\$0.00	\$3,151,926.92	\$1,859,084.49
261000 Combustibles, lubricantes y aditivos	\$5,011,011.41	\$9,146.54	\$277,252.12	\$306,777.97	\$416,349.67	\$464,867.78	\$447,374.09	\$394,946.31	\$422,715.22	\$412,497.22	\$0.00	\$0.00	\$0.00	\$3,151,926.92	\$1,859,084.49
261001 Combustibles y Lubricantes vehículos y eq	\$5,011,011.41	\$9,146.54	\$277,252.12	\$306,777.97	\$416,349.67	\$464,867.78	\$447,374.09	\$394,946.31	\$422,715.22	\$412,497.22	\$0.00	\$0.00	\$0.00	\$3,151,926.92	\$1,859,084.49
270000 Vestuario, blancos, prendas de protección	\$265,652.98	\$0.00	\$0.00	\$0.00	\$15,622.08	\$37,401.30	\$0.00	\$0.00	\$10,150.00	\$200,554.72	\$0.00	\$0.00	\$0.00	\$263,728.10	\$1,924.88
271000 Vestuario y uniformes	\$243,964.83	\$0.00	\$0.00	\$0.00	\$13,933.93	\$37,401.30	\$0.00	\$0.00	\$0.00	\$192,629.69	\$0.00	\$0.00	\$0.00	\$243,964.83	\$0.00
271001 Vestuario, Uniformes	\$243,964.83	\$0.00	\$0.00	\$0.00	\$13,933.93	\$37,401.30	\$0.00	\$0.00	\$0.00	\$192,629.69	\$0.00	\$0.00	\$0.00	\$243,964.83	\$0.00
272000 Prendas de seguridad y protección persona	\$21,688.15	\$0.00	\$0.00	\$0.00	\$1,688.15	\$0.00	\$0.00	\$0.00	\$10,150.00	\$7,925.12	\$0.00	\$0.00	\$0.00	\$19,763.27	\$1,924.88
272001 Prendas de Protección	\$21,688.15	\$0.00	\$0.00	\$0.00	\$1,688.15	\$0.00	\$0.00	\$0.00	\$10,150.00	\$7,925.12	\$0.00	\$0.00	\$0.00	\$19,763.27	\$1,924.88
290000 Herramientas, refacciones y accesorios n	\$1,020,282.02	\$0.00	\$93,421.30	\$10,244.41	\$75,220.59	\$120,053.40	\$171,081.02	\$86,663.23	\$140,208.12	\$162,464.15	\$0.00	\$0.00	\$0.00	\$867,364.22	\$152,918.00
291000 Herramientas menores	\$50,000.00	\$0.00	\$0.00	\$647.97	\$7,540.38	\$0.00	\$4,097.00	\$0.00	\$9,591.62	\$3,414.89	\$0.00	\$0.00	\$0.00	\$25,291.86	\$24,708.14
291001 Herramientas Menores	\$50,000.00	\$0.00	\$0.00	\$647.97	\$7,540.38	\$0.00	\$4,097.00	\$0.00	\$9,591.62	\$3,414.89	\$0.00	\$0.00	\$0.00	\$25,291.86	\$24,708.14
292000 Refacciones y accesorios menores de edifi	\$30,000.00	\$0.00	\$0.00	\$0.00	\$4,409.62	\$3,641.44	\$0.00	\$0.00	\$10,734.89	\$0.00	\$0.00	\$0.00	\$0.00	\$18,785.95	\$11,214.05
292001 Refacciones y accesorios menores de edifi	\$30,000.00	\$0.00	\$0.00	\$0.00	\$4,409.62	\$3,641.44	\$0.00	\$0.00	\$10,734.89	\$0.00	\$0.00	\$0.00	\$0.00	\$18,785.95	\$11,214.05
294000 Refacciones y accesorios menores de equi	\$10,000.00	\$0.00	\$0.00	\$0.00	\$0.00	\$925.88	\$4,267.64	\$0.00	\$0.00	\$0.00	\$0.00	\$0.00	\$0.00	\$5,193.52	\$4,806.48
294001 Refacciones y accesorios menores de equi	\$10,000.00	\$0.00	\$0.00	\$0.00	\$0.00	\$925.88	\$4,267.64	\$0.00	\$0.00	\$0.00	\$0.00	\$0.00	\$0.00	\$5,193.52	\$4,806.48
296000 Refacciones y accesorios menores de equij	\$800,363.57	\$0.00	\$93,421.30	\$15,071.45	\$12,874.15	\$107,993.28	\$128,219.36	\$90,003.23	\$119,167.61	\$150,568.46	\$0.00	\$0.00	\$0.00	\$717,318.84	\$83,044.73
296001 Refacciones y accesorios menores de equij	\$800,363.57	\$0.00	\$93,421.30	\$15,071.45	\$12,874.15	\$107,993.28	\$128,219.36	\$90,003.23	\$119,167.61	\$150,568.46	\$0.00	\$0.00	\$0.00	\$717,318.84	\$83,044.73
297000 Refacciones y accesorios menores de equi	\$5,000.00	\$0.00	\$0.00	\$0.00	\$0.00	\$0.00	\$0.00	\$0.00	\$0.00	\$0.00	\$0.00	\$0.00	\$0.00	\$0.00	\$5,000.00
297001 Refacciones y accesorios menores de equi	\$5,000.00	\$0.00	\$0.00	\$0.00	\$0.00	\$0.00	\$0.00	\$0.00	\$0.00	\$0.00	\$0.00	\$0.00	\$0.00	\$0.00	\$5,000.00
298000 Refacciones y accesorios menores de maq	\$64,416.57	\$0.00	\$0.00	\$2,524.99	\$9,901.76	\$7,492.80	\$34,497.02	\$-3,340.00	\$714.00	\$8,480.80	\$0.00	\$0.00	\$0.00	\$60,271.37	\$4,145.20
298001 Refacciones y accesorios menores de maq	\$64,416.57	\$0.00	\$0.00	\$2,524.99	\$9,901.76	\$7,492.80	\$34,497.02	\$-3,340.00	\$714.00	\$8,480.80	\$0.00	\$0.00	\$0.00	\$60,271.37	\$4,145.20
299000 Refacciones y accesorios menores otros bl	\$60,502.68	\$0.00	\$0.00	\$0.00	\$40,502.68	\$0.00	\$0.00	\$0.00	\$0.00	\$0.00	\$0.00	\$0.00	\$0.00	\$40,502.68	\$20,000.00
299001 Refacciones y accesorios menores otros bl	\$60,502.68	\$0.00	\$0.00	\$0.00	\$40,502.68	\$0.00	\$0.00	\$0.00	\$0.00	\$0.00	\$0.00	\$0.00	\$0.00	\$40,502.68	\$20,000.00
300000 SERVICIOS GENERALES	\$7,598,864.82	\$0.00	\$531,000.91	\$685,897.16	\$635,076.83	\$838,216.51	\$743,652.62	\$795,829.11	\$600,388.02	\$512,833.04	\$0.00	\$0.00	\$0.00	\$5,242,895.00	\$2,355,969.82
310000 Servicios básicos	\$5,280,000.00	\$0.00	\$492,620.27	\$424,309.16	\$507,723.79	\$488,872.61	\$527,508.02	\$521,243.01	\$540,614.02	\$507,620.00	\$0.00	\$0.00	\$0.00	\$4,010,510.88	\$1,269,489.12
311000 Energía eléctrica	\$4,800,000.00	\$0.00	\$492,620.27	\$424,309.16	\$507,723.79	\$478,872.58	\$517,508.00	\$511,243.00	\$530,614.00	\$504,768.00	\$0.00	\$0.00	\$0.00	\$3,967,658.80	\$832,341.20
311001 Servicio de Energía Eléctrica	\$4,800,000.00	\$0.00	\$492,620.27	\$424,309.16	\$507,723.79	\$478,872.58	\$517,508.00	\$511,243.00	\$530,614.00	\$504,768.00	\$0.00	\$0.00	\$0.00	\$3,967,658.80	\$832,341.20
312000 Gas	\$12,152.00	\$0.00	\$0.00	\$0.00	\$0.00	\$0.00	\$0.00	\$0.00	\$0.00	\$1,152.00	\$0.00	\$0.00	\$0.00	\$1,152.00	\$11,000.00
312001 Gas	\$12,152.00	\$0.00	\$0.00	\$0.00	\$0.00	\$0.00	\$0.00	\$0.00	\$0.00	\$1,152.00	\$0.00	\$0.00	\$0.00	\$1,152.00	\$11,000.00
313000 Agua	\$347,847.93	\$0.00	\$0.00	\$0.00	\$0.00	\$0.00	\$0.00	\$0.00	\$0.00	\$0.00	\$0.00	\$0.00	\$0.00	\$0.00	\$347,847.93
313001 Servicio de Agua	\$347,847.93	\$0.00	\$0.00	\$0.00	\$0.00	\$0.00	\$0.00	\$0.00	\$0.00	\$0.00	\$0.00	\$0.00	\$0.00	\$0.00	\$347,847.93
317000 Servicios de acceso de Internet, redes y pr	\$120,000.07	\$0.00	\$0.00	\$0.00	\$0.00	\$10,000.03	\$10,000.02	\$10,000.01	\$10,000.02	\$1,700.00	\$0.00	\$0.00	\$0.00	\$41,700.08	\$78,299.99
317001 Servicios de Conducción de Señales Analó	\$120,000.07	\$0.00	\$0.00	\$0.00	\$0.00	\$10,000.03	\$10,000.02	\$10,000.01	\$10,000.02	\$1,700.00	\$0.00	\$0.00	\$0.00	\$41,700.08	\$78,299.99
320000 Servicios de arrendamiento	\$300,000.00	\$0.00	\$0.00	\$0.00	\$0.00	\$0.00	\$3,828.00	\$0.00	\$0.00	\$0.00	\$0.00	\$0.00	\$0.00	\$3,828.00	\$296,172.00





MUNICIPIO DE FRANCISCO I. MADERO, HIDALGO

Analítico Mensual Egresos Pagados por Fuente de Financiamiento al 30/sep/21
(Cuentas con Movimientos)
(Cifras en pesos y centavos)

Fecha y hora de Impresión 05/oct./2021 06:20 p. m.

Usu: supervisor
Rep: rptAnalíticoPresupuestoEgresos_FF

Objeto del Gasto	Presupuesto Vigente	Ene	Feb	Mar	Abr	May	Jun	Jul	Ago	Sep	Oct	Nov	Dic	Total	Diferencia (Vigente - Total)
326000 Arrendamiento de maquinaria, otros equipo	\$300,000.00	\$0.00	\$0.00	\$0.00	\$0.00	\$0.00	\$3,828.00	\$0.00	\$0.00	\$0.00	\$0.00	\$0.00	\$0.00	\$3,828.00	\$296,172.00
326001 Arrendamiento de Maquinaria y Equipo	\$300,000.00	\$0.00	\$0.00	\$0.00	\$0.00	\$0.00	\$3,828.00	\$0.00	\$0.00	\$0.00	\$0.00	\$0.00	\$0.00	\$3,828.00	\$296,172.00
330000 Servicios profesionales, científicos, técnl	\$130,000.00	\$0.00	\$0.00	\$0.00	\$0.00	\$0.00	\$0.00	\$0.00	\$0.00	\$0.00	\$0.00	\$0.00	\$0.00	\$0.00	\$130,000.00
339000 Servicios profesionales, científicos y técnic	\$130,000.00	\$0.00	\$0.00	\$0.00	\$0.00	\$0.00	\$0.00	\$0.00	\$0.00	\$0.00	\$0.00	\$0.00	\$0.00	\$0.00	\$130,000.00
339001 Estudios e Investigaciones	\$130,000.00	\$0.00	\$0.00	\$0.00	\$0.00	\$0.00	\$0.00	\$0.00	\$0.00	\$0.00	\$0.00	\$0.00	\$0.00	\$0.00	\$130,000.00
350000 Servicios de Instalación, reparación, man	\$1,236,483.82	\$0.00	\$36,663.64	\$161,588.00	\$127,353.04	\$349,343.90	\$212,316.60	\$20,036.10	\$59,774.80	\$5,213.04	\$0.00	\$0.00	\$0.00	\$972,289.12	\$264,194.70
351000 Conservación y mantenimiento menor de in	\$363,440.62	\$0.00	\$0.00	\$0.00	\$5,568.00	\$207,350.62	\$522.00	\$0.00	\$0.00	\$0.00	\$0.00	\$0.00	\$0.00	\$213,440.62	\$150,000.00
351001 Conservación y mantenimiento menor de in	\$363,440.62	\$0.00	\$0.00	\$0.00	\$5,568.00	\$207,350.62	\$522.00	\$0.00	\$0.00	\$0.00	\$0.00	\$0.00	\$0.00	\$213,440.62	\$150,000.00
352000 Instalación, reparación y mantenimiento de	\$160,000.00	\$0.00	\$0.00	\$0.00	\$0.00	\$0.00	\$60,577.00	\$0.00	\$0.00	\$0.00	\$0.00	\$0.00	\$0.00	\$60,577.00	\$99,423.00
352001 Mantenimiento de Mobiliario y Equipos de Ac	\$99,423.00	\$0.00	\$0.00	\$0.00	\$0.00	\$0.00	\$0.00	\$0.00	\$0.00	\$0.00	\$0.00	\$0.00	\$0.00	\$0.00	\$99,423.00
352002 Mantenimiento de Equipo y Aparatos de Cr	\$60,577.00	\$0.00	\$0.00	\$0.00	\$0.00	\$0.00	\$60,577.00	\$0.00	\$0.00	\$0.00	\$0.00	\$0.00	\$0.00	\$60,577.00	\$0.00
355000 Reparación y mantenimiento de equipo de t	\$713,043.20	\$0.00	\$36,663.64	\$161,588.00	\$121,785.04	\$141,993.28	\$151,217.60	\$20,036.10	\$59,774.80	\$5,213.04	\$0.00	\$0.00	\$0.00	\$698,271.50	\$14,771.70
355001 Mantenimiento de Vehículos	\$713,043.20	\$0.00	\$36,663.64	\$161,588.00	\$121,785.04	\$141,993.28	\$151,217.60	\$20,036.10	\$59,774.80	\$5,213.04	\$0.00	\$0.00	\$0.00	\$698,271.50	\$14,771.70
360000 Servicios de comunicación social y publi	\$1,717.00	\$0.00	\$0.00	\$0.00	\$0.00	\$0.00	\$0.00	\$0.00	\$0.00	\$0.00	\$0.00	\$0.00	\$0.00	\$0.00	\$1,717.00
366000 Servicio de creación y difusión de contenid	\$1,717.00	\$0.00	\$0.00	\$0.00	\$0.00	\$0.00	\$0.00	\$0.00	\$0.00	\$0.00	\$0.00	\$0.00	\$0.00	\$0.00	\$1,717.00
366001 Servicio de creación y difusión de contenid	\$1,717.00	\$0.00	\$0.00	\$0.00	\$0.00	\$0.00	\$0.00	\$0.00	\$0.00	\$0.00	\$0.00	\$0.00	\$0.00	\$0.00	\$1,717.00
390000 Otros servicios generales	\$650,664.00	\$0.00	\$1,717.00	\$0.00	\$0.00	\$0.00	\$0.00	\$254,550.00	\$0.00	\$0.00	\$0.00	\$0.00	\$0.00	\$256,267.00	\$394,397.00
392000 Impuestos y derechos	\$644,500.00	\$0.00	\$1,717.00	\$0.00	\$0.00	\$0.00	\$0.00	\$248,386.00	\$0.00	\$0.00	\$0.00	\$0.00	\$0.00	\$250,103.00	\$294,397.00
392005 Pago de otros impuestos	\$74,500.00	\$0.00	\$1,717.00	\$0.00	\$0.00	\$0.00	\$0.00	\$0.00	\$0.00	\$0.00	\$0.00	\$0.00	\$0.00	\$1,717.00	\$72,783.00
392006 Pago de derechos	\$570,000.00	\$0.00	\$0.00	\$0.00	\$0.00	\$0.00	\$0.00	\$248,386.00	\$0.00	\$0.00	\$0.00	\$0.00	\$0.00	\$248,386.00	\$321,614.00
395000 Penas, multas, accesorios y actualizaciones	\$6,164.00	\$0.00	\$0.00	\$0.00	\$0.00	\$0.00	\$0.00	\$6,164.00	\$0.00	\$0.00	\$0.00	\$0.00	\$0.00	\$6,164.00	\$0.00
395001 Penas, multas, accesorios y actualizaciones	\$6,164.00	\$0.00	\$0.00	\$0.00	\$0.00	\$0.00	\$0.00	\$6,164.00	\$0.00	\$0.00	\$0.00	\$0.00	\$0.00	\$6,164.00	\$0.00
400000 TRANSFERENCIAS, ASIGNACIONES	\$904,493.00	\$0.00	\$0.00	\$0.00	\$51,040.00	\$4,815.60	\$0.00	\$11,004.00	\$69,326.52	\$77,814.81	\$0.00	\$0.00	\$0.00	\$234,000.93	\$670,492.07
440000 Ayudas sociales	\$904,493.00	\$0.00	\$0.00	\$0.00	\$51,040.00	\$4,815.60	\$0.00	\$11,004.00	\$69,326.52	\$77,814.81	\$0.00	\$0.00	\$0.00	\$234,000.93	\$670,492.07
441000 Ayudas sociales a personas	\$617,000.00	\$0.00	\$0.00	\$0.00	\$0.00	\$1,065.60	\$0.00	\$11,004.00	\$6,805.00	\$63,195.00	\$0.00	\$0.00	\$0.00	\$82,069.60	\$534,930.40
441001 Ayudas sociales a personas	\$617,000.00	\$0.00	\$0.00	\$0.00	\$0.00	\$1,065.60	\$0.00	\$11,004.00	\$6,805.00	\$63,195.00	\$0.00	\$0.00	\$0.00	\$82,069.60	\$534,930.40
446000 Ayudas sociales a cooperativas	\$287,493.00	\$0.00	\$0.00	\$0.00	\$51,040.00	\$3,750.00	\$0.00	\$0.00	\$62,521.52	\$14,619.81	\$0.00	\$0.00	\$0.00	\$151,931.33	\$135,561.67
446001 Ayudas sociales a cooperativas	\$287,493.00	\$0.00	\$0.00	\$0.00	\$51,040.00	\$3,750.00	\$0.00	\$0.00	\$62,521.52	\$14,619.81	\$0.00	\$0.00	\$0.00	\$151,931.33	\$135,561.67
500000 BIENES MUEBLES, INMUEBLES E IN	\$765,301.35	\$0.00	\$95,369.99	\$0.00	\$113,680.00	\$0.00	\$62,731.36	\$0.00	\$89,644.00	\$49,517.75	\$0.00	\$0.00	\$0.00	\$420,943.10	\$344,358.25
510000 Mobiliario y equipo de administración	\$282,231.36	\$0.00	\$0.00	\$0.00	\$0.00	\$0.00	\$37,231.36	\$0.00	\$0.00	\$49,517.75	\$0.00	\$0.00	\$0.00	\$86,749.11	\$195,482.25
511000 Muebles de oficina y estantería	\$50,000.00	\$0.00	\$0.00	\$0.00	\$0.00	\$0.00	\$0.00	\$0.00	\$0.00	\$17,765.44	\$0.00	\$0.00	\$0.00	\$17,765.44	\$32,234.56
511001 Muebles de oficina y estantería	\$50,000.00	\$0.00	\$0.00	\$0.00	\$0.00	\$0.00	\$0.00	\$0.00	\$0.00	\$17,765.44	\$0.00	\$0.00	\$0.00	\$17,765.44	\$32,234.56
515000 Equipo de cómputo y de tecnología de la in	\$182,231.36	\$0.00	\$0.00	\$0.00	\$0.00	\$0.00	\$37,231.36	\$0.00	\$0.00	\$31,752.31	\$0.00	\$0.00	\$0.00	\$68,983.67	\$113,247.69
515001 Bienes Informáticos	\$182,231.36	\$0.00	\$0.00	\$0.00	\$0.00	\$0.00	\$37,231.36	\$0.00	\$0.00	\$31,752.31	\$0.00	\$0.00	\$0.00	\$68,983.67	\$113,247.69
519000 Otros mobiliarios y equipos de administraci	\$50,000.00	\$0.00	\$0.00	\$0.00	\$0.00	\$0.00	\$0.00	\$0.00	\$0.00	\$0.00	\$0.00	\$0.00	\$0.00	\$0.00	\$50,000.00
519001 Equipo de Administración	\$50,000.00	\$0.00	\$0.00	\$0.00	\$0.00	\$0.00	\$0.00	\$0.00	\$0.00	\$0.00	\$0.00	\$0.00	\$0.00	\$0.00	\$50,000.00
530000 Equipo e instrumental médico y de labor	\$139,200.00	\$0.00	\$0.00	\$0.00	\$113,680.00	\$0.00	\$0.00	\$0.00	\$25,520.00	\$0.00	\$0.00	\$0.00	\$0.00	\$139,200.00	\$0.00
531000 Equipo médico y de laboratorio	\$139,200.00	\$0.00	\$0.00	\$0.00	\$113,680.00	\$0.00	\$0.00	\$0.00	\$25,520.00	\$0.00	\$0.00	\$0.00	\$0.00	\$139,200.00	\$0.00
531001 Equipo médico y de laboratorio	\$139,200.00	\$0.00	\$0.00	\$0.00	\$113,680.00	\$0.00	\$0.00	\$0.00	\$25,520.00	\$0.00	\$0.00	\$0.00	\$0.00	\$139,200.00	\$0.00
540000 Vehículos y equipo de transporte	\$95,369.99	\$0.00	\$95,369.99	\$0.00	\$0.00	\$0.00	\$0.00	\$0.00	\$0.00	\$0.00	\$0.00	\$0.00	\$0.00	\$95,369.99	\$0.00



MUNICIPIO DE FRANCISCO I. MADERO, HIDALGO

Análítico Mensual Egresos Pagados por Fuente de Financiamiento al 30/sep/2021
 (Cuentas con Movimientos)
 (Cifras en pesos y centavos)

Fecha y hora de Impresión: 05/oct./2021 06:20 p. m.


Usu: supervisor
 Rep: rptAnalíticoPresupuestoEgresos_FF

Objeto del Gasto	Presupuesto Vigente	Ene	Feb	Mar	Abr	May	Jun	Jul	Ago	Sep	Oct	Nov	Dic	Total	Diferencia (Vigente - Total)
549000 Otros equipos de transporte	\$95,369.99	\$0.00	\$95,369.99	\$0.00	\$0.00	\$0.00	\$0.00	\$0.00	\$0.00	\$0.00	\$0.00	\$0.00	\$0.00	\$95,369.99	\$0.00
549001 Otros equipos de transporte	\$95,369.99	\$0.00	\$95,369.99	\$0.00	\$0.00	\$0.00	\$0.00	\$0.00	\$0.00	\$0.00	\$0.00	\$0.00	\$0.00	\$95,369.99	\$0.00
560000 Maquinaria, otros equipos y herramientas	\$248,500.00	\$0.00	\$0.00	\$0.00	\$0.00	\$0.00	\$25,500.00	\$0.00	\$74,124.00	\$0.00	\$0.00	\$0.00	\$0.00	\$99,624.00	\$148,876.00
565000 Equipo de comunicación y telecomunicación	\$248,500.00	\$0.00	\$0.00	\$0.00	\$0.00	\$0.00	\$25,500.00	\$0.00	\$74,124.00	\$0.00	\$0.00	\$0.00	\$0.00	\$99,624.00	\$148,876.00
565001 Equipos y Aparatos de Comunicación y Tel	\$248,500.00	\$0.00	\$0.00	\$0.00	\$0.00	\$0.00	\$25,500.00	\$0.00	\$74,124.00	\$0.00	\$0.00	\$0.00	\$0.00	\$99,624.00	\$148,876.00
FORTAMUN 2021	\$25,407,614.00	\$591,510.54	\$1,507,056.74	\$1,009,147.61	\$1,988,560.18	\$2,280,047.66	\$2,158,959.39	\$1,899,741.75	\$1,941,021.70	\$1,972,605.69	\$0.00	\$0.00	\$0.00	\$16,229,259.20	\$9,178,354.80


2526 PROAGUA 2021

600000 INVERSION PUBLICA	\$2,219,053.69	\$0.00	\$0.00	\$0.00	\$0.00	\$0.00	\$0.00	\$0.00	\$303,571.57	\$0.00	\$0.00	\$0.00	\$0.00	\$303,571.57	\$1,915,482.12
610000 Obra pública en bienes de dominio público	\$2,219,053.69	\$0.00	\$0.00	\$0.00	\$0.00	\$0.00	\$0.00	\$0.00	\$303,571.57	\$0.00	\$0.00	\$0.00	\$0.00	\$303,571.57	\$1,915,482.12
613000 Construcción de obras para el abastecimiento	\$2,219,053.69	\$0.00	\$0.00	\$0.00	\$0.00	\$0.00	\$0.00	\$0.00	\$303,571.57	\$0.00	\$0.00	\$0.00	\$0.00	\$303,571.57	\$1,915,482.12
613001 Construcción de obras para el abastecimiento	\$2,219,053.69	\$0.00	\$0.00	\$0.00	\$0.00	\$0.00	\$0.00	\$0.00	\$303,571.57	\$0.00	\$0.00	\$0.00	\$0.00	\$303,571.57	\$1,915,482.12
PROAGUA 2021	\$2,219,053.69	\$0.00	\$0.00	\$0.00	\$0.00	\$0.00	\$0.00	\$0.00	\$303,571.57	\$0.00	\$0.00	\$0.00	\$0.00	\$303,571.57	\$1,915,482.12


Total Final \$101,480,303.23 \$3,064,129.66 \$7,860,259.90 \$5,004,026.10 \$15,941,330.35 \$27,044,011.77 \$5,590,980.48 \$6,171,188.34 \$5,960,461.49 \$6,050,873.95 \$0.00 \$0.00 \$0.00 \$54,134,037.17 \$47,345,466.06



AYUNTAMIENTO
 PROF. RICARDO LOSUE OLGUIN
 PRESIDENTE MUNICIPAL CONSTITUCIONAL
 2020-2024



SÍNDICO PROCURADOR
 PROFRA. AIDA OLIVERA PERCASTEGUI
 SÍNDICO PROCURADOR
 AYUNTAMIENTO
 2020 - 2024



TESORERA MUNICIPAL
 LIC. SANDRA LOPEZ SERRANO
 TESORERA MUNICIPAL
 2020-2024




Usr: supervisor
Rep: rptAnaliticoPresupuestoEgresos_FF

MUNICIPIO DE FRANCISCO I. MADERO, HIDALGO

Analítico Mensual Egresos Pagados por Fuente de Financiamiento al 31/ago 21
(Cuentas con Movimientos)
(Cifras en pesos y centavos)

Fecha y hora de Impresión: 17/sep./2021 03:59 p. m.

Objeto del Gasto	Presupuesto Vigente	Ene	Feb	Mar	Abr	May	Jun	Jul	Ago	Sep	Oct	Nov	Dic	Total	Diferencia (Vigente - Total)
1103 RECURSOS PROPIOS 2020															
100000 SERVICIOS PERSONALES	\$23,373.62	\$23,373.62	\$0.00	\$0.00	\$0.00	\$0.00	\$0.00	\$0.00	\$0.00	\$0.00	\$0.00	\$0.00	\$0.00	\$23,373.62	\$0.00
120000 Remuneraciones al personal de carácter	\$23,373.62	\$23,373.62	\$0.00	\$0.00	\$0.00	\$0.00	\$0.00	\$0.00	\$0.00	\$0.00	\$0.00	\$0.00	\$0.00	\$23,373.62	\$0.00
122000 Sueldos base al personal eventual	\$23,373.62	\$23,373.62	\$0.00	\$0.00	\$0.00	\$0.00	\$0.00	\$0.00	\$0.00	\$0.00	\$0.00	\$0.00	\$0.00	\$23,373.62	\$0.00
122003 Lista de Raya	\$23,373.62	\$23,373.62	\$0.00	\$0.00	\$0.00	\$0.00	\$0.00	\$0.00	\$0.00	\$0.00	\$0.00	\$0.00	\$0.00	\$23,373.62	\$0.00
300000 SERVICIOS GENERALES	\$25,000.00	\$25,000.00	\$0.00	\$0.00	\$0.00	\$0.00	\$0.00	\$0.00	\$0.00	\$0.00	\$0.00	\$0.00	\$0.00	\$25,000.00	\$0.00
330000 Servicios profesionales, científicos, técni	\$25,000.00	\$25,000.00	\$0.00	\$0.00	\$0.00	\$0.00	\$0.00	\$0.00	\$0.00	\$0.00	\$0.00	\$0.00	\$0.00	\$25,000.00	\$0.00
331000 Servicios legales, de contabilidad, auditoría	\$25,000.00	\$25,000.00	\$0.00	\$0.00	\$0.00	\$0.00	\$0.00	\$0.00	\$0.00	\$0.00	\$0.00	\$0.00	\$0.00	\$25,000.00	\$0.00
331001 Servicios legales	\$25,000.00	\$25,000.00	\$0.00	\$0.00	\$0.00	\$0.00	\$0.00	\$0.00	\$0.00	\$0.00	\$0.00	\$0.00	\$0.00	\$25,000.00	\$0.00
400000 TRANSFERENCIAS, ASIGNACIONES	\$391,497.54	\$391,497.54	\$0.00	\$0.00	\$0.00	\$0.00	\$0.00	\$0.00	\$0.00	\$0.00	\$0.00	\$0.00	\$0.00	\$391,497.54	\$0.00
440000 Ayudas sociales	\$391,497.54	\$391,497.54	\$0.00	\$0.00	\$0.00	\$0.00	\$0.00	\$0.00	\$0.00	\$0.00	\$0.00	\$0.00	\$0.00	\$391,497.54	\$0.00
446000 Ayudas sociales a cooperativas	\$391,497.54	\$391,497.54	\$0.00	\$0.00	\$0.00	\$0.00	\$0.00	\$0.00	\$0.00	\$0.00	\$0.00	\$0.00	\$0.00	\$391,497.54	\$0.00
446001 Ayudas sociales a cooperativas	\$391,497.54	\$391,497.54	\$0.00	\$0.00	\$0.00	\$0.00	\$0.00	\$0.00	\$0.00	\$0.00	\$0.00	\$0.00	\$0.00	\$391,497.54	\$0.00
RECURSOS PROPIOS 2020	\$439,871.16	\$439,871.16	\$0.00	\$0.00	\$0.00	\$0.00	\$0.00	\$0.00	\$0.00	\$0.00	\$0.00	\$0.00	\$0.00	\$439,871.16	\$0.00
1104 RECURSOS PROPIOS 2021															
100000 SERVICIOS PERSONALES	\$2,719,514.85	\$232,718.00	\$195,765.00	\$153,613.00	\$148,472.90	\$149,654.00	\$149,607.00	\$160,790.00	\$174,357.00	\$0.00	\$0.00	\$0.00	\$0.00	\$1,364,976.98	\$1,354,537.07
120000 Remuneraciones al personal de carácter	\$1,950,000.00	\$232,718.00	\$195,765.00	\$153,613.00	\$145,524.00	\$147,914.00	\$148,304.00	\$156,840.00	\$167,557.00	\$0.00	\$0.00	\$0.00	\$0.00	\$1,348,235.00	\$601,765.00
122000 Sueldos base al personal eventual	\$1,950,000.00	\$232,718.00	\$195,765.00	\$153,613.00	\$145,524.00	\$147,914.00	\$148,304.00	\$156,840.00	\$167,557.00	\$0.00	\$0.00	\$0.00	\$0.00	\$1,348,235.00	\$601,765.00
122001 Sueldo Base a Personal Eventual	\$1,950,000.00	\$232,718.00	\$195,765.00	\$153,613.00	\$145,524.00	\$147,914.00	\$148,304.00	\$156,840.00	\$167,557.00	\$0.00	\$0.00	\$0.00	\$0.00	\$1,348,235.00	\$601,765.00
130000 Remuneraciones adicionales y especiales	\$724,514.85	\$0.00	\$0.00	\$0.00	\$0.00	\$0.00	\$1,303.00	\$450.00	\$6,000.00	\$0.00	\$0.00	\$0.00	\$0.00	\$8,553.00	\$715,961.85
132000 Primas de vacaciones, dominical y gratifica	\$689,514.85	\$0.00	\$0.00	\$0.00	\$0.00	\$0.00	\$1,303.00	\$0.00	\$5,000.00	\$0.00	\$0.00	\$0.00	\$0.00	\$6,303.00	\$683,211.85
132001 Prima de Vacaciones y Dominical	\$5,000.00	\$0.00	\$0.00	\$0.00	\$0.00	\$0.00	\$1,303.00	\$0.00	\$0.00	\$0.00	\$0.00	\$0.00	\$0.00	\$1,303.00	\$3,697.00
132002 Gratificación Anual	\$684,514.85	\$0.00	\$0.00	\$0.00	\$0.00	\$0.00	\$0.00	\$0.00	\$5,000.00	\$0.00	\$0.00	\$0.00	\$0.00	\$5,000.00	\$679,514.85
134000 Compensaciones	\$35,000.00	\$0.00	\$0.00	\$0.00	\$0.00	\$0.00	\$0.00	\$450.00	\$1,800.00	\$0.00	\$0.00	\$0.00	\$0.00	\$2,250.00	\$32,750.00
134001 Compensaciones	\$35,000.00	\$0.00	\$0.00	\$0.00	\$0.00	\$0.00	\$0.00	\$450.00	\$1,800.00	\$0.00	\$0.00	\$0.00	\$0.00	\$2,250.00	\$32,750.00
150000 Otras prestaciones sociales y económica	\$45,000.00	\$0.00	\$0.00	\$0.00	\$2,948.98	\$1,740.00	\$0.00	\$3,500.00	\$0.00	\$0.00	\$0.00	\$0.00	\$0.00	\$8,188.98	\$36,811.02
159000 Otras prestaciones sociales y económicas	\$45,000.00	\$0.00	\$0.00	\$0.00	\$2,948.98	\$1,740.00	\$0.00	\$3,500.00	\$0.00	\$0.00	\$0.00	\$0.00	\$0.00	\$8,188.98	\$36,811.02
159002 Otras Prestaciones	\$45,000.00	\$0.00	\$0.00	\$0.00	\$2,948.98	\$1,740.00	\$0.00	\$3,500.00	\$0.00	\$0.00	\$0.00	\$0.00	\$0.00	\$8,188.98	\$36,811.02
200000 MATERIALES Y SUMINISTROS	\$2,330,965.29	\$83,244.12	\$318,671.12	\$162,306.90	\$50,215.87	\$111,473.53	\$49,265.20	\$151,477.81	\$121,048.16	\$0.00	\$0.00	\$0.00	\$0.00	\$1,047,694.71	\$1,283,270.58
210000 Materiales de administración, emisión de	\$895,000.23	\$46,017.00	\$178,278.17	\$47,903.77	\$35,891.80	\$73,472.90	\$0.00	\$116,897.35	\$52,058.03	\$0.00	\$0.00	\$0.00	\$0.00	\$543,719.10	\$351,289.05
211000 Materiales, útiles y equipos menores de ofic	\$250,000.00	\$2,487.04	\$17,379.54	\$9,971.55	\$13,985.12	\$4,402.20	\$0.00	\$76,398.79	\$20,765.23	\$0.00	\$0.00	\$0.00	\$0.00	\$145,389.47	\$104,610.53
211001 Material de Oficina	\$250,000.00	\$2,487.04	\$17,379.54	\$9,971.55	\$13,985.12	\$4,402.20	\$0.00	\$76,398.79	\$20,765.23	\$0.00	\$0.00	\$0.00	\$0.00	\$145,389.47	\$104,610.53
212000 Materiales y útiles de impresión y reproduc	\$125,818.85	\$15,860.00	\$44,239.99	\$24,856.86	\$21,503.80	\$19,558.20	\$0.00	\$0.00	\$0.00	\$0.00	\$0.00	\$0.00	\$0.00	\$125,818.85	\$0.00
212001 Materiales y Útiles de Impresión	\$125,818.85	\$15,860.00	\$44,239.99	\$24,856.86	\$21,503.80	\$19,558.20	\$0.00	\$0.00	\$0.00	\$0.00	\$0.00	\$0.00	\$0.00	\$125,818.85	\$0.00
213000 Material estadístico y geográfico	\$69,600.00	\$0.00	\$34,800.00	\$0.00	\$0.00	\$34,800.00	\$0.00	\$0.00	\$0.00	\$0.00	\$0.00	\$0.00	\$0.00	\$69,600.00	\$0.00
213001 Material estadístico y geográfico	\$69,600.00	\$0.00	\$34,800.00	\$0.00	\$0.00	\$34,800.00	\$0.00	\$0.00	\$0.00	\$0.00	\$0.00	\$0.00	\$0.00	\$69,600.00	\$0.00



MUNICIPIO DE FRANCISCO I. MADERO, HIDALGO
HIDALGO

Análítico Mensual Ingresos Pagados por Fuente de Financiamiento al 31/agosto/2021

(Cuentas con Movimientos)

(Cifras en pesos y centavos)

Fecha y 17/sep./2021

hora de Impresión 03:59 p. m.

Usu: supervisor
Rep: rptAnaliticoPresupuestoEgresos_FF

Objeto del Gasto	Presupuesto Vigente	Ene	Feb	Mar	Abr	May	Jun	Jul	Ago	Sep	Oct	Nov	Dic	Total	Diferencia (Vigente - Total)
445002 Subsidios a organizaciones diversas	\$132,016.00	\$0.00	\$0.00	\$3,460.00	\$803.88	\$25,908.34	\$15,622.00	\$32,816.00	\$0.00	\$0.00	\$0.00	\$0.00	\$0.00	\$78,630.22	\$53,385.78
446000 Ayudas sociales a cooperativas	\$689,559.36	\$16,240.00	\$0.00	\$0.00	\$8,121.50	\$94,708.15	\$34,839.45	\$124,598.20	\$94,924.02	\$0.00	\$0.00	\$0.00	\$0.00	\$373,431.32	\$316,128.04
446001 Ayudas sociales a cooperativas	\$689,559.36	\$16,240.00	\$0.00	\$0.00	\$8,121.50	\$94,708.15	\$34,839.45	\$124,598.20	\$94,924.02	\$0.00	\$0.00	\$0.00	\$0.00	\$373,431.32	\$316,128.04
500000 BIENES MUEBLES, INMUEBLES E IN	\$345,058.84	\$31,375.01	\$54,518.84	\$7,200.00	\$0.00	\$0.00	\$22,620.00	\$0.00	\$10,725.36	\$0.00	\$0.00	\$0.00	\$0.00	\$126,439.21	\$218,619.63
510000 Mobiliario y equipo de administración	\$102,438.84	\$0.00	\$10,438.84	\$0.00	\$0.00	\$0.00	\$0.00	\$0.00	\$0.00	\$0.00	\$0.00	\$0.00	\$0.00	\$10,438.84	\$92,000.00
511000 Muebles de oficina y estantería	\$50,000.00	\$0.00	\$0.00	\$0.00	\$0.00	\$0.00	\$0.00	\$0.00	\$0.00	\$0.00	\$0.00	\$0.00	\$0.00	\$0.00	\$50,000.00
511001 Muebles de oficina y estantería	\$50,000.00	\$0.00	\$0.00	\$0.00	\$0.00	\$0.00	\$0.00	\$0.00	\$0.00	\$0.00	\$0.00	\$0.00	\$0.00	\$0.00	\$50,000.00
515000 Equipo de cómputo y de tecnología de la in	\$52,438.84	\$0.00	\$10,438.84	\$0.00	\$0.00	\$0.00	\$0.00	\$0.00	\$0.00	\$0.00	\$0.00	\$0.00	\$0.00	\$10,438.84	\$42,000.00
515001 Bienes Informáticos	\$52,438.84	\$0.00	\$10,438.84	\$0.00	\$0.00	\$0.00	\$0.00	\$0.00	\$0.00	\$0.00	\$0.00	\$0.00	\$0.00	\$10,438.84	\$42,000.00
520000 Mobiliario y equipo educacional y recreat	\$47,620.00	\$0.00	\$0.00	\$0.00	\$0.00	\$0.00	\$22,620.00	\$0.00	\$0.00	\$0.00	\$0.00	\$0.00	\$0.00	\$22,620.00	\$25,000.00
521000 Equipos y aparatos audiovisuales	\$25,000.00	\$0.00	\$0.00	\$0.00	\$0.00	\$0.00	\$0.00	\$0.00	\$0.00	\$0.00	\$0.00	\$0.00	\$0.00	\$0.00	\$25,000.00
521001 Equipos y aparatos audiovisuales	\$25,000.00	\$0.00	\$0.00	\$0.00	\$0.00	\$0.00	\$0.00	\$0.00	\$0.00	\$0.00	\$0.00	\$0.00	\$0.00	\$0.00	\$25,000.00
523000 Cámaras fotográficas y de video	\$22,620.00	\$0.00	\$0.00	\$0.00	\$0.00	\$0.00	\$22,620.00	\$0.00	\$0.00	\$0.00	\$0.00	\$0.00	\$0.00	\$22,620.00	\$0.00
523001 Cámaras fotográficas y de video	\$22,620.00	\$0.00	\$0.00	\$0.00	\$0.00	\$0.00	\$22,620.00	\$0.00	\$0.00	\$0.00	\$0.00	\$0.00	\$0.00	\$22,620.00	\$0.00
530000 Equipo e instrumental médico y de labor	\$120,000.00	\$0.00	\$44,080.00	\$7,200.00	\$0.00	\$0.00	\$0.00	\$0.00	\$0.00	\$0.00	\$0.00	\$0.00	\$0.00	\$51,280.00	\$68,720.00
531000 Equipo médico y de laboratorio	\$110,000.00	\$0.00	\$44,080.00	\$0.00	\$0.00	\$0.00	\$0.00	\$0.00	\$0.00	\$0.00	\$0.00	\$0.00	\$0.00	\$44,080.00	\$66,920.00
531001 Equipo médico y de laboratorio	\$110,000.00	\$0.00	\$44,080.00	\$0.00	\$0.00	\$0.00	\$0.00	\$0.00	\$0.00	\$0.00	\$0.00	\$0.00	\$0.00	\$44,080.00	\$66,920.00
532000 Instrumental médico y de laboratorio	\$10,000.00	\$0.00	\$0.00	\$7,200.00	\$0.00	\$0.00	\$0.00	\$0.00	\$0.00	\$0.00	\$0.00	\$0.00	\$0.00	\$7,200.00	\$2,800.00
532001 Instrumental Médico y de Laboratorio	\$10,000.00	\$0.00	\$0.00	\$7,200.00	\$0.00	\$0.00	\$0.00	\$0.00	\$0.00	\$0.00	\$0.00	\$0.00	\$0.00	\$7,200.00	\$2,800.00
560000 Maquinaria, otros equipos y herramientas	\$75,000.00	\$31,375.01	\$0.00	\$0.00	\$0.00	\$0.00	\$0.00	\$0.00	\$10,725.36	\$0.00	\$0.00	\$0.00	\$0.00	\$42,100.37	\$32,899.63
567000 Herramientas y máquinas-herramienta	\$75,000.00	\$31,375.01	\$0.00	\$0.00	\$0.00	\$0.00	\$0.00	\$0.00	\$10,725.36	\$0.00	\$0.00	\$0.00	\$0.00	\$42,100.37	\$32,899.63
567001 Herramientas y Máquinas-Herramientas	\$75,000.00	\$31,375.01	\$0.00	\$0.00	\$0.00	\$0.00	\$0.00	\$0.00	\$10,725.36	\$0.00	\$0.00	\$0.00	\$0.00	\$42,100.37	\$32,899.63
RECURSOS PROPIOS 2021	\$1,569,638.30	\$464,043.93	\$1,025,639.43	\$613,054.21	\$644,553.20	\$611,954.75	\$647,798.47	\$898,359.20	\$919,579.54	\$0.00	\$0.00	\$0.00	\$0.00	\$5,022,902.01	\$4,746,655.57



1121 BENEFICIARIOS FAISM 2017

600000 INVERSION PUBLICA	\$41,574.61	\$0.00	\$0.00	\$0.00	\$0.00	\$0.00	\$0.00	\$0.00	\$0.00	\$0.00	\$0.00	\$0.00	\$0.00	\$0.00	\$41,574.61
610000 Obra pública en bienes de dominio públi	\$41,574.61	\$0.00	\$0.00	\$0.00	\$0.00	\$0.00	\$0.00	\$0.00	\$0.00	\$0.00	\$0.00	\$0.00	\$0.00	\$0.00	\$41,574.61
613000 Construcción de obras para el abastecimie	\$39,574.61	\$0.00	\$0.00	\$0.00	\$0.00	\$0.00	\$0.00	\$0.00	\$0.00	\$0.00	\$0.00	\$0.00	\$0.00	\$0.00	\$39,574.61
613001 Construcción de obras para el abastecimie	\$39,574.61	\$0.00	\$0.00	\$0.00	\$0.00	\$0.00	\$0.00	\$0.00	\$0.00	\$0.00	\$0.00	\$0.00	\$0.00	\$0.00	\$39,574.61
617000 Instalaciones y equipamiento en construcci	\$2,000.00	\$0.00	\$0.00	\$0.00	\$0.00	\$0.00	\$0.00	\$0.00	\$0.00	\$0.00	\$0.00	\$0.00	\$0.00	\$0.00	\$2,000.00
617001 Instalaciones y equipamiento en construcci	\$2,000.00	\$0.00	\$0.00	\$0.00	\$0.00	\$0.00	\$0.00	\$0.00	\$0.00	\$0.00	\$0.00	\$0.00	\$0.00	\$0.00	\$2,000.00
BENEFICIARIOS FAISM 2017	\$41,574.61	\$0.00	\$0.00	\$0.00	\$0.00	\$0.00	\$0.00	\$0.00	\$0.00	\$0.00	\$0.00	\$0.00	\$0.00	\$0.00	\$41,574.61

1122 BENEFICIARIOS FAISM 2018

600000 INVERSION PUBLICA	\$60,747.70	\$0.00	\$0.00	\$0.00	\$0.00	\$0.00	\$0.00	\$0.00	\$0.00	\$0.00	\$0.00	\$0.00	\$0.00	\$0.00	\$60,747.70
610000 Obra pública en bienes de dominio públi	\$60,747.70	\$0.00	\$0.00	\$0.00	\$0.00	\$0.00	\$0.00	\$0.00	\$0.00	\$0.00	\$0.00	\$0.00	\$0.00	\$0.00	\$60,747.70
613000 Construcción de obras para el abastecimie	\$53,749.65	\$0.00	\$0.00	\$0.00	\$0.00	\$0.00	\$0.00	\$0.00	\$0.00	\$0.00	\$0.00	\$0.00	\$0.00	\$0.00	\$53,749.65
613001 Construcción de obras para el abastecimie	\$53,749.65	\$0.00	\$0.00	\$0.00	\$0.00	\$0.00	\$0.00	\$0.00	\$0.00	\$0.00	\$0.00	\$0.00	\$0.00	\$0.00	\$53,749.65



MUNICIPIO DE FRANCISCO I. MADERO, HIDALGO
HIDALGO

Análisis Mensual Egresos Pagados por Fuente de Financiamiento al 31/ag/ 21
(Cuentas con Movimientos)
(Cifras en pesos y centavos)

Fecha y hora de Impresión 17/sep./2021 03:59 p. m.



Usu: supervisor
Rep: rptAnaliticoPresupuestoEgresos_FF

Objeto del Gasto	Presupuesto Vigente	Ene	Feb	Mar	Abr	May	Jun	Jul	Ago	Sep	Oct	Nov	Dic	Total	Diferencia (Vigente - Total)
615000 Construcción de vías de comunicación	\$6,998.05	\$0.00	\$0.00	\$0.00	\$0.00	\$0.00	\$0.00	\$0.00	\$0.00	\$0.00	\$0.00	\$0.00	\$0.00	\$0.00	\$6,998.05
615001 Construcción de vías de comunicación	\$6,998.05	\$0.00	\$0.00	\$0.00	\$0.00	\$0.00	\$0.00	\$0.00	\$0.00	\$0.00	\$0.00	\$0.00	\$0.00	\$0.00	\$6,998.05
BENEFICIARIOS FAISM 2018	\$60,747.70	\$0.00	\$0.00	\$0.00	\$0.00	\$0.00	\$0.00	\$0.00	\$0.00	\$0.00	\$0.00	\$0.00	\$0.00	\$0.00	\$60,747.70
1123 BENEFICIARIOS FAISM 2019															
600000 INVERSION PUBLICA	\$60,264.90	\$0.00	\$0.00	\$0.00	\$0.00	\$0.00	\$0.00	\$0.00	\$0.00	\$0.00	\$0.00	\$0.00	\$0.00	\$0.00	\$60,264.90
610000 Obra pública en bienes de dominio público	\$60,264.90	\$0.00	\$0.00	\$0.00	\$0.00	\$0.00	\$0.00	\$0.00	\$0.00	\$0.00	\$0.00	\$0.00	\$0.00	\$0.00	\$60,264.90
613000 Construcción de obras para el abastecimiento	\$52,057.00	\$0.00	\$0.00	\$0.00	\$0.00	\$0.00	\$0.00	\$0.00	\$0.00	\$0.00	\$0.00	\$0.00	\$0.00	\$0.00	\$52,057.00
613001 Construcción de obras para el abastecimiento	\$52,057.00	\$0.00	\$0.00	\$0.00	\$0.00	\$0.00	\$0.00	\$0.00	\$0.00	\$0.00	\$0.00	\$0.00	\$0.00	\$0.00	\$52,057.00
615000 Construcción de vías de comunicación	\$5,497.90	\$0.00	\$0.00	\$0.00	\$0.00	\$0.00	\$0.00	\$0.00	\$0.00	\$0.00	\$0.00	\$0.00	\$0.00	\$0.00	\$5,497.90
615001 Construcción de vías de comunicación	\$5,497.90	\$0.00	\$0.00	\$0.00	\$0.00	\$0.00	\$0.00	\$0.00	\$0.00	\$0.00	\$0.00	\$0.00	\$0.00	\$0.00	\$5,497.90
617000 Instalaciones y equipamiento en construcción	\$2,710.00	\$0.00	\$0.00	\$0.00	\$0.00	\$0.00	\$0.00	\$0.00	\$0.00	\$0.00	\$0.00	\$0.00	\$0.00	\$0.00	\$2,710.00
617001 Instalaciones y equipamiento en construcción	\$2,710.00	\$0.00	\$0.00	\$0.00	\$0.00	\$0.00	\$0.00	\$0.00	\$0.00	\$0.00	\$0.00	\$0.00	\$0.00	\$0.00	\$2,710.00
BENEFICIARIOS FAISM 2019	\$60,264.90	\$0.00	\$0.00	\$0.00	\$0.00	\$0.00	\$0.00	\$0.00	\$0.00	\$0.00	\$0.00	\$0.00	\$0.00	\$0.00	\$60,264.90
1511 F.G.P. 2020															
100000 SERVICIOS PERSONALES	\$2,146.00	\$2,146.00	\$0.00	\$0.00	\$0.00	\$0.00	\$0.00	\$0.00	\$0.00	\$0.00	\$0.00	\$0.00	\$0.00	\$2,146.00	\$0.00
120000 Remuneraciones al personal de carácter	\$2,146.00	\$2,146.00	\$0.00	\$0.00	\$0.00	\$0.00	\$0.00	\$0.00	\$0.00	\$0.00	\$0.00	\$0.00	\$0.00	\$2,146.00	\$0.00
122000 Sueldos base al personal eventual	\$2,146.00	\$2,146.00	\$0.00	\$0.00	\$0.00	\$0.00	\$0.00	\$0.00	\$0.00	\$0.00	\$0.00	\$0.00	\$0.00	\$2,146.00	\$0.00
122003 Lista de Raya	\$2,146.00	\$2,146.00	\$0.00	\$0.00	\$0.00	\$0.00	\$0.00	\$0.00	\$0.00	\$0.00	\$0.00	\$0.00	\$0.00	\$2,146.00	\$0.00
300000 SERVICIOS GENERALES	\$352,361.28	\$314,654.22	\$28,389.75	\$9,398.38	\$0.00	\$0.00	\$0.00	\$0.00	\$0.00	\$0.00	\$0.00	\$0.00	\$0.00	\$294,855.35	-\$81.07
390000 Otros servicios generales	\$352,361.28	\$314,654.22	\$28,389.75	\$9,398.38	\$0.00	\$0.00	\$0.00	\$0.00	\$0.00	\$0.00	\$0.00	\$0.00	\$0.00	\$294,855.35	-\$81.07
394000 Sentencias y resoluciones por autoridad co	\$294,774.28	\$257,067.22	\$28,389.75	\$9,398.38	\$0.00	\$0.00	\$0.00	\$0.00	\$0.00	\$0.00	\$0.00	\$0.00	\$0.00	\$294,855.35	-\$81.07
394002 Sentencias y resoluciones por autoridad co	\$294,774.28	\$257,067.22	\$28,389.75	\$9,398.38	\$0.00	\$0.00	\$0.00	\$0.00	\$0.00	\$0.00	\$0.00	\$0.00	\$0.00	\$294,855.35	-\$81.07
398000 Impuesto sobre nóminas y otros que se de	\$57,587.00	\$57,587.00	\$0.00	\$0.00	\$0.00	\$0.00	\$0.00	\$0.00	\$0.00	\$0.00	\$0.00	\$0.00	\$0.00	\$57,587.00	\$0.00
398001 Impuesto sobre nóminas y otros que se de	\$57,587.00	\$57,587.00	\$0.00	\$0.00	\$0.00	\$0.00	\$0.00	\$0.00	\$0.00	\$0.00	\$0.00	\$0.00	\$0.00	\$57,587.00	\$0.00
F.G.P. 2020	\$354,507.28	\$316,800.22	\$28,389.75	\$9,398.38	\$0.00	\$0.00	\$0.00	\$0.00	\$0.00	\$0.00	\$0.00	\$0.00	\$0.00	\$294,855.35	-\$81.07
1512 F.F.M. 2020															
200000 MATERIALES Y SUMINISTROS	\$820,952.63	\$120,952.63	\$600,000.00	\$100,000.00	\$0.00	\$0.00	\$0.00	\$0.00	\$0.00	\$0.00	\$0.00	\$0.00	\$0.00	\$820,952.63	\$0.00
240000 Materiales y artículos de construcción y c	\$820,952.63	\$120,952.63	\$600,000.00	\$100,000.00	\$0.00	\$0.00	\$0.00	\$0.00	\$0.00	\$0.00	\$0.00	\$0.00	\$0.00	\$820,952.63	\$0.00
242000 Cemento y productos de concreto	\$120,952.63	\$120,952.63	\$0.00	\$0.00	\$0.00	\$0.00	\$0.00	\$0.00	\$0.00	\$0.00	\$0.00	\$0.00	\$0.00	\$120,952.63	\$0.00
242001 Cemento y productos de concreto	\$120,952.63	\$120,952.63	\$0.00	\$0.00	\$0.00	\$0.00	\$0.00	\$0.00	\$0.00	\$0.00	\$0.00	\$0.00	\$0.00	\$120,952.63	\$0.00
246000 Material eléctrico y electrónico	\$600,000.00	\$0.00	\$600,000.00	\$0.00	\$0.00	\$0.00	\$0.00	\$0.00	\$0.00	\$0.00	\$0.00	\$0.00	\$0.00	\$600,000.00	\$0.00
246001 Material Eléctrico	\$600,000.00	\$0.00	\$600,000.00	\$0.00	\$0.00	\$0.00	\$0.00	\$0.00	\$0.00	\$0.00	\$0.00	\$0.00	\$0.00	\$600,000.00	\$0.00
249000 Otros materiales y artículos de construcción	\$100,000.00	\$0.00	\$0.00	\$100,000.00	\$0.00	\$0.00	\$0.00	\$0.00	\$0.00	\$0.00	\$0.00	\$0.00	\$0.00	\$100,000.00	\$0.00
249001 Otros materiales y artículos de construcción	\$100,000.00	\$0.00	\$0.00	\$100,000.00	\$0.00	\$0.00	\$0.00	\$0.00	\$0.00	\$0.00	\$0.00	\$0.00	\$0.00	\$100,000.00	\$0.00



Usu: supervisor
Rep: rptAnaliticoPresupuestoEgresos_FF

MUNICIPIO DE FRANCISCO I. MADERO, HIDALGO
Analítico Mensual Egresos Pagados por Fuente de Financiamiento al 31/ag 21

Fecha y hora de Impresión 17/sep./2021 03:59 p. m.

(Cuentas con Movimientos)
(Cifras en pesos y centavos)

Objeto del Gasto	Presupuesto Vigente	Ene	Feb	Mar	Abr	May	Jun	Jul	Ago	Sep	Oct	Nov	Dic	Total	Diferencia (Vigente - Total)
Objeto del Gasto														\$181,961.14	\$0.00
500000 BIENES MUEBLES, INMUEBLES E IN	\$181,961.14	\$0.00	\$181,961.14	\$0.00	\$0.00	\$0.00	\$0.00	\$0.00	\$0.00	\$0.00	\$0.00	\$0.00	\$0.00	\$181,961.14	\$0.00
540000 Vehículos y equipo de transporte	\$181,961.14	\$0.00	\$181,961.14	\$0.00	\$0.00	\$0.00	\$0.00	\$0.00	\$0.00	\$0.00	\$0.00	\$0.00	\$0.00	\$181,961.14	\$0.00
541000 Vehículos y equipo terrestre	\$181,961.14	\$0.00	\$181,961.14	\$0.00	\$0.00	\$0.00	\$0.00	\$0.00	\$0.00	\$0.00	\$0.00	\$0.00	\$0.00	\$181,961.14	\$0.00
541001 Vehículos y Equipo Terrestre	\$181,961.14	\$0.00	\$181,961.14	\$0.00	\$0.00	\$0.00	\$0.00	\$0.00	\$0.00	\$0.00	\$0.00	\$0.00	\$0.00	\$181,961.14	\$0.00
F.F.M. 2020	\$1,002,913.77	\$120,952.63	\$781,961.14	\$160,000.00	\$0.00	\$0.00	\$0.00	\$0.00	\$0.00	\$0.00	\$0.00	\$0.00	\$0.00	\$1,002,913.77	\$0.00
1513 IEPS-TABACOS 2020														\$41,811.06	-\$6.72
200000 MATERIALES Y SUMINISTROS	\$41,804.34	\$27,947.88	\$0.00	\$13,863.18	\$0.00	\$0.00	\$0.00	\$0.00	\$0.00	\$0.00	\$0.00	\$0.00	\$0.00	\$41,811.06	-\$6.72
210000 Materiales de administración, emisión de	\$41,804.34	\$27,947.88	\$0.00	\$13,863.18	\$0.00	\$0.00	\$0.00	\$0.00	\$0.00	\$0.00	\$0.00	\$0.00	\$0.00	\$41,811.06	-\$6.72
212000 Materiales y útiles de impresión y reproduc	\$41,804.34	\$27,947.88	\$0.00	\$13,863.18	\$0.00	\$0.00	\$0.00	\$0.00	\$0.00	\$0.00	\$0.00	\$0.00	\$0.00	\$41,811.06	-\$6.72
212001 Materiales y Útiles de Impresión	\$41,804.34	\$27,947.88	\$0.00	\$13,863.18	\$0.00	\$0.00	\$0.00	\$0.00	\$0.00	\$0.00	\$0.00	\$0.00	\$0.00	\$41,811.06	-\$6.72
IEPS-TABACOS 2020	\$41,804.34	\$27,947.88	\$0.00	\$13,863.18	\$0.00	\$0.00	\$0.00	\$0.00	\$0.00	\$0.00	\$0.00	\$0.00	\$0.00	\$41,811.06	-\$6.72
1514 IEPS GASOLINAS 2020														\$92,195.51	\$0.00
200000 MATERIALES Y SUMINISTROS	\$92,195.51	\$92,195.51	\$0.00	\$0.00	\$0.00	\$0.00	\$0.00	\$0.00	\$0.00	\$0.00	\$0.00	\$0.00	\$0.00	\$92,195.51	\$0.00
290000 Herramientas, refacciones y accesorios n	\$92,195.51	\$92,195.51	\$0.00	\$0.00	\$0.00	\$0.00	\$0.00	\$0.00	\$0.00	\$0.00	\$0.00	\$0.00	\$0.00	\$92,195.51	\$0.00
296000 Refacciones y accesorios menores de equi	\$92,195.51	\$92,195.51	\$0.00	\$0.00	\$0.00	\$0.00	\$0.00	\$0.00	\$0.00	\$0.00	\$0.00	\$0.00	\$0.00	\$92,195.51	\$0.00
296001 Refacciones y accesorios menores de equi	\$92,195.51	\$92,195.51	\$0.00	\$0.00	\$0.00	\$0.00	\$0.00	\$0.00	\$0.00	\$0.00	\$0.00	\$0.00	\$0.00	\$92,195.51	\$0.00
IEPS GASOLINAS 2020	\$92,195.51	\$92,195.51	\$0.00	\$0.00	\$0.00	\$0.00	\$0.00	\$0.00	\$0.00	\$0.00	\$0.00	\$0.00	\$0.00	\$92,195.51	\$0.00
1515 ISAN 2020														\$21,421.27	\$0.00
200000 MATERIALES Y SUMINISTROS	\$21,421.27	\$21,421.27	\$0.00	\$0.00	\$0.00	\$0.00	\$0.00	\$0.00	\$0.00	\$0.00	\$0.00	\$0.00	\$0.00	\$21,421.27	\$0.00
210000 Materiales de administración, emisión de	\$21,421.27	\$21,421.27	\$0.00	\$0.00	\$0.00	\$0.00	\$0.00	\$0.00	\$0.00	\$0.00	\$0.00	\$0.00	\$0.00	\$21,421.27	\$0.00
211000 Materiales, útiles y equipos menores de ofic	\$21,421.27	\$21,421.27	\$0.00	\$0.00	\$0.00	\$0.00	\$0.00	\$0.00	\$0.00	\$0.00	\$0.00	\$0.00	\$0.00	\$21,421.27	\$0.00
211001 Material de Oficina	\$21,421.27	\$21,421.27	\$0.00	\$0.00	\$0.00	\$0.00	\$0.00	\$0.00	\$0.00	\$0.00	\$0.00	\$0.00	\$0.00	\$21,421.27	\$0.00
ISAN 2020	\$21,421.27	\$21,421.27	\$0.00	\$0.00	\$0.00	\$0.00	\$0.00	\$0.00	\$0.00	\$0.00	\$0.00	\$0.00	\$0.00	\$21,421.27	\$0.00
1516 FOFIR 2020														\$152,995.34	\$7,014.10
200000 MATERIALES Y SUMINISTROS	\$160,009.44	\$65,515.10	\$0.00	\$0.00	\$0.00	\$0.00	\$87,480.24	\$0.00	\$0.00	\$0.00	\$0.00	\$0.00	\$0.00	\$152,995.34	\$7,014.10
210000 Materiales de administración, emisión de	\$160,009.44	\$65,515.10	\$0.00	\$0.00	\$0.00	\$0.00	\$87,480.24	\$0.00	\$0.00	\$0.00	\$0.00	\$0.00	\$0.00	\$152,995.34	\$7,014.10
211000 Materiales, útiles y equipos menores de ofic	\$65,515.10	\$65,515.10	\$0.00	\$0.00	\$0.00	\$0.00	\$0.00	\$0.00	\$0.00	\$0.00	\$0.00	\$0.00	\$0.00	\$65,515.10	\$0.00
211001 Material de Oficina	\$65,515.10	\$65,515.10	\$0.00	\$0.00	\$0.00	\$0.00	\$0.00	\$0.00	\$0.00	\$0.00	\$0.00	\$0.00	\$0.00	\$65,515.10	\$0.00
215000 Material Impreso e Información digital	\$94,494.34	\$0.00	\$0.00	\$0.00	\$0.00	\$0.00	\$87,480.24	\$0.00	\$0.00	\$0.00	\$0.00	\$0.00	\$0.00	\$87,480.24	\$7,014.10
215001 Material Impreso e Información digital	\$94,494.34	\$0.00	\$0.00	\$0.00	\$0.00	\$0.00	\$87,480.24	\$0.00	\$0.00	\$0.00	\$0.00	\$0.00	\$0.00	\$87,480.24	\$7,014.10
FOFIR 2020	\$160,009.44	\$65,515.10	\$0.00	\$0.00	\$0.00	\$0.00	\$87,480.24	\$0.00	\$0.00	\$0.00	\$0.00	\$0.00	\$0.00	\$152,995.34	\$7,014.10



 2020-2024

 2020-2024

 2020-2024

MUNICIPIO DE FRANCISCO I. MADERO, HIDALGO
HIDALGO

Anaítico Mensual Egresos Pagados por Fuente de Financiamiento al 31/ag 21

(Cuentas con Movimientos)
(Cifras en pesos y centavos)

Fecha y hora de Impresión 17/sep./2021 03:59 p. m.



Usu: supervisor
Rep: rptAnaíticoPresupuestoEgresos_FF

Objeto del Gasto	Presupuesto Vigente	Ene	Feb	Mar	Abr	May	Jun	Jul	Ago	Sep	Oct	Nov	Dic	Total	Diferencia (Vigente - Total)
332000 Servicios de diseño, arquitectura, ingenierí	\$65,000.00	\$0.00	\$0.00	\$0.00	\$0.00	\$0.00	\$0.00	\$0.00	\$0.00	\$0.00	\$0.00	\$0.00	\$0.00	\$0.00	\$65,000.00
332001 Servicios de arquitectura, ingeniería y activi	\$65,000.00	\$0.00	\$0.00	\$0.00	\$0.00	\$0.00	\$0.00	\$0.00	\$0.00	\$0.00	\$0.00	\$0.00	\$0.00	\$0.00	\$65,000.00
334000 Servicios de capacitación	\$55,000.00	\$0.00	\$0.00	\$0.00	\$0.00	\$0.00	\$0.00	\$0.00	\$0.00	\$0.00	\$0.00	\$0.00	\$0.00	\$0.00	\$55,000.00
334001 Capacitación	\$55,000.00	\$0.00	\$0.00	\$0.00	\$0.00	\$0.00	\$0.00	\$0.00	\$0.00	\$0.00	\$0.00	\$0.00	\$0.00	\$0.00	\$55,000.00
350000 Servicios de instalación, reparación, man	\$44,000.00	\$0.00	\$0.00	\$0.00	\$0.00	\$0.00	\$0.00	\$0.00	\$0.00	\$0.00	\$0.00	\$0.00	\$0.00	\$0.00	\$44,000.00
355000 Reparación y mantenimiento de equipo de t	\$44,000.00	\$0.00	\$0.00	\$0.00	\$0.00	\$0.00	\$0.00	\$0.00	\$0.00	\$0.00	\$0.00	\$0.00	\$0.00	\$0.00	\$44,000.00
355001 Mantenimiento de Vehículos	\$44,000.00	\$0.00	\$0.00	\$0.00	\$0.00	\$0.00	\$0.00	\$0.00	\$0.00	\$0.00	\$0.00	\$0.00	\$0.00	\$0.00	\$44,000.00
400000 TRANSFERENCIAS, ASIGNACIONES	\$1,710,591.00	\$0.00	\$0.00	\$0.00	\$0.00	\$1,110,591.00	\$0.00	\$0.00	\$0.00	\$0.00	\$0.00	\$0.00	\$0.00	\$1,110,591.00	\$600,000.00
430000 Subsidios y subvenciones	\$1,110,591.00	\$0.00	\$0.00	\$0.00	\$0.00	\$1,110,591.00	\$0.00	\$0.00	\$0.00	\$0.00	\$0.00	\$0.00	\$0.00	\$0.00	\$1,110,591.00
433000 Subsidios a la inversión	\$1,110,591.00	\$0.00	\$0.00	\$0.00	\$0.00	\$1,110,591.00	\$0.00	\$0.00	\$0.00	\$0.00	\$0.00	\$0.00	\$0.00	\$0.00	\$1,110,591.00
433001 Subsidios a la inversión	\$1,110,591.00	\$0.00	\$0.00	\$0.00	\$0.00	\$0.00	\$0.00	\$0.00	\$85,526.99	\$0.00	\$0.00	\$0.00	\$0.00	\$85,526.99	\$1,025,064.01
440000 Ayudas sociales	\$600,000.00	\$0.00	\$0.00	\$0.00	\$0.00	\$0.00	\$0.00	\$0.00	\$85,526.99	\$0.00	\$0.00	\$0.00	\$0.00	\$85,526.99	\$514,473.01
446000 Ayudas sociales a cooperativas	\$600,000.00	\$0.00	\$0.00	\$0.00	\$0.00	\$0.00	\$0.00	\$0.00	\$85,526.99	\$0.00	\$0.00	\$0.00	\$0.00	\$85,526.99	\$514,473.01
446001 Ayudas sociales a cooperativas	\$600,000.00	\$0.00	\$0.00	\$0.00	\$0.00	\$0.00	\$0.00	\$0.00	\$85,526.99	\$0.00	\$0.00	\$0.00	\$0.00	\$85,526.99	\$514,473.01
600000 INVERSION PUBLICA	\$4,865,932.45	\$0.00	\$0.00	\$0.00	\$0.00	\$0.00	\$0.00	\$0.00	\$0.00	\$0.00	\$0.00	\$0.00	\$0.00	\$0.00	\$4,865,932.45
610000 Obra pública en bienes de dominio públ	\$4,865,932.45	\$0.00	\$0.00	\$0.00	\$0.00	\$0.00	\$0.00	\$0.00	\$0.00	\$0.00	\$0.00	\$0.00	\$0.00	\$0.00	\$4,865,932.45
615000 Construcción de vías de comunicación	\$4,865,932.45	\$0.00	\$0.00	\$0.00	\$0.00	\$0.00	\$0.00	\$0.00	\$0.00	\$0.00	\$0.00	\$0.00	\$0.00	\$0.00	\$4,865,932.45
615001 Construcción de vías de comunicación	\$4,865,932.45	\$0.00	\$0.00	\$0.00	\$0.00	\$0.00	\$0.00	\$0.00	\$0.00	\$0.00	\$0.00	\$0.00	\$0.00	\$0.00	\$4,865,932.45
F.F.M. 2021	\$11,551,086.45	\$0.00	\$0.00	\$0.00	\$422,033.67	\$1,944,285.35	\$489,652.00	\$535,604.51	\$272,902.99	\$0.00	\$0.00	\$0.00	\$0.00	\$3,641,478.60	\$7,909,607.85

1523 IEPS-TABACOS 2021		Ene	Feb	Mar	Abr	May	Jun	Jul	Ago	Sep	Oct	Nov	Dic	Total	Diferencia
100000 SERVICIOS PERSONALES	\$439,401.00	\$0.00	\$0.00	\$0.00	\$0.00	\$0.00	\$0.00	\$0.00	\$0.00	\$0.00	\$0.00	\$0.00	\$0.00	\$0.00	\$439,401.00
130000 Remuneraciones adicionales y especiales	\$439,401.00	\$0.00	\$0.00	\$0.00	\$0.00	\$0.00	\$0.00	\$0.00	\$0.00	\$0.00	\$0.00	\$0.00	\$0.00	\$0.00	\$439,401.00
132000 Primas de vacaciones, dominical y gratifica	\$439,401.00	\$0.00	\$0.00	\$0.00	\$0.00	\$0.00	\$0.00	\$0.00	\$0.00	\$0.00	\$0.00	\$0.00	\$0.00	\$0.00	\$439,401.00
132002 Gratificación Anual	\$439,401.00	\$0.00	\$0.00	\$0.00	\$0.00	\$0.00	\$0.00	\$0.00	\$0.00	\$0.00	\$0.00	\$0.00	\$0.00	\$0.00	\$439,401.00
IEPS-TABACOS 2021	\$439,401.00	\$0.00	\$0.00	\$0.00	\$0.00	\$0.00	\$0.00	\$0.00	\$0.00	\$0.00	\$0.00	\$0.00	\$0.00	\$0.00	\$439,401.00

1524 IEPS-GASOLINAS 2021		Ene	Feb	Mar	Abr	May	Jun	Jul	Ago	Sep	Oct	Nov	Dic	Total	Diferencia
200000 MATERIALES Y SUMINISTROS	\$1,018,410.84	\$0.00	\$0.00	\$0.00	\$0.00	\$0.00	\$0.00	\$21,212.92	\$1,328.20	\$0.00	\$0.00	\$0.00	\$0.00	\$22,541.12	\$995,869.72
260000 Combustibles, lubricantes y aditivos	\$1,018,410.84	\$0.00	\$0.00	\$0.00	\$0.00	\$0.00	\$0.00	\$21,212.92	\$1,328.20	\$0.00	\$0.00	\$0.00	\$0.00	\$22,541.12	\$995,869.72
261000 Combustibles, lubricantes y aditivos	\$1,018,410.84	\$0.00	\$0.00	\$0.00	\$0.00	\$0.00	\$0.00	\$21,212.92	\$1,328.20	\$0.00	\$0.00	\$0.00	\$0.00	\$22,541.12	\$995,869.72
261001 Combustibles y Lubricantes vehiculos y equi	\$1,018,410.84	\$0.00	\$0.00	\$0.00	\$0.00	\$0.00	\$0.00	\$21,212.92	\$1,328.20	\$0.00	\$0.00	\$0.00	\$0.00	\$22,541.12	\$995,869.72
IEPS-GASOLINAS 2021	\$1,018,410.84	\$0.00	\$0.00	\$0.00	\$0.00	\$0.00	\$0.00	\$21,212.92	\$1,328.20	\$0.00	\$0.00	\$0.00	\$0.00	\$22,541.12	\$995,869.72


1525 ISAN 2021		Ene	Feb	Mar	Abr	May	Jun	Jul	Ago	Sep	Oct	Nov	Dic	Total	Diferencia
100000 SERVICIOS PERSONALES	\$161,698.00	\$0.00	\$0.00	\$0.00	\$0.00	\$0.00	\$0.00	\$0.00	\$0.00	\$0.00	\$0.00	\$0.00	\$0.00	\$0.00	\$161,698.00
130000 Remuneraciones adicionales y especiales	\$161,698.00	\$0.00	\$0.00	\$0.00	\$0.00	\$0.00	\$0.00	\$0.00	\$0.00	\$0.00	\$0.00	\$0.00	\$0.00	\$0.00	\$161,698.00



2020-2024



2020-2024



2020-2024

MUNICIPIO DE FRANCISCO I. MADERO, HIDALGO
HIDALGO

Análítico Mensual Egresos Pagados por Fuente de Financiamiento al 31/ag /21

(Cuentas con Movimientos)

(Cifras en pesos y centavos)

Fecha y 17/sep./2021

hora de Impresión 03:59 p. m.



Ucr: supervisor
Rep: rptAnaliticoPresupuestoEgresos_FF

Objeto del Gasto	Presupuesto Vigente	Ene	Feb	Mar	Abr	May	Jun	Jul	Ago	Sep	Oct	Nov	Dic	Total	Diferencia (Vigente - Total)
132000 Primas de vacaciones, dominical y gratifica	\$161,698.00	\$0.00	\$0.00	\$0.00	\$0.00	\$0.00	\$0.00	\$0.00	\$0.00	\$0.00	\$0.00	\$0.00	\$0.00	\$0.00	\$161,698.00
132002 Gratificación Anual	\$161,698.00	\$0.00	\$0.00	\$0.00	\$0.00	\$0.00	\$0.00	\$0.00	\$0.00	\$0.00	\$0.00	\$0.00	\$0.00	\$0.00	\$161,698.00
ISAN 2021	\$161,698.00	\$0.00	\$0.00	\$0.00	\$0.00	\$0.00	\$0.00	\$0.00	\$0.00	\$0.00	\$0.00	\$0.00	\$0.00	\$0.00	\$161,698.00
1526 FOFIR 2021															
100000 SERVICIOS PERSONALES	\$528,735.00	\$0.00	\$0.00	\$0.00	\$0.00	\$0.00	\$0.00	\$0.00	\$0.00	\$0.00	\$0.00	\$0.00	\$0.00	\$0.00	\$528,735.00
130000 Remuneraciones adicionales y especiales:	\$528,735.00	\$0.00	\$0.00	\$0.00	\$0.00	\$0.00	\$0.00	\$0.00	\$0.00	\$0.00	\$0.00	\$0.00	\$0.00	\$0.00	\$528,735.00
132000 Primas de vacaciones, dominical y gratifica	\$528,735.00	\$0.00	\$0.00	\$0.00	\$0.00	\$0.00	\$0.00	\$0.00	\$0.00	\$0.00	\$0.00	\$0.00	\$0.00	\$0.00	\$528,735.00
132002 Gratificación Anual	\$528,735.00	\$0.00	\$0.00	\$0.00	\$0.00	\$0.00	\$0.00	\$0.00	\$0.00	\$0.00	\$0.00	\$0.00	\$0.00	\$0.00	\$528,735.00
400000 TRANSFERENCIAS, ASIGNACIONES	\$528,735.00	\$0.00	\$0.00	\$0.00	\$0.00	\$0.00	\$0.00	\$0.00	\$0.00	\$0.00	\$0.00	\$0.00	\$0.00	\$0.00	\$528,735.00
440000 Ayudas sociales	\$528,735.00	\$0.00	\$0.00	\$0.00	\$0.00	\$0.00	\$0.00	\$0.00	\$0.00	\$0.00	\$0.00	\$0.00	\$0.00	\$0.00	\$528,735.00
446000 Ayudas sociales a cooperativas	\$528,735.00	\$0.00	\$0.00	\$0.00	\$0.00	\$0.00	\$0.00	\$0.00	\$0.00	\$0.00	\$0.00	\$0.00	\$0.00	\$0.00	\$528,735.00
446001 Ayudas sociales a cooperativas	\$528,735.00	\$0.00	\$0.00	\$0.00	\$0.00	\$0.00	\$0.00	\$0.00	\$0.00	\$0.00	\$0.00	\$0.00	\$0.00	\$0.00	\$528,735.00
FOFIR 2021	\$1,057,470.00	\$0.00	\$0.00	\$0.00	\$0.00	\$0.00	\$0.00	\$0.00	\$0.00	\$0.00	\$0.00	\$0.00	\$0.00	\$0.00	\$1,057,470.00
1527 CISAN 2021															
200000 MATERIALES Y SUMINISTROS	\$44,192.00	\$0.00	\$0.00	\$0.00	\$0.00	\$0.00	\$0.00	\$8,056.08	\$12,811.92	\$0.00	\$0.00	\$0.00	\$0.00	\$20,868.00	\$23,324.00
260000 Combustibles, lubricantes y aditivos	\$44,192.00	\$0.00	\$0.00	\$0.00	\$0.00	\$0.00	\$0.00	\$8,056.08	\$12,811.92	\$0.00	\$0.00	\$0.00	\$0.00	\$20,868.00	\$23,324.00
261000 Combustibles, lubricantes y aditivos	\$44,192.00	\$0.00	\$0.00	\$0.00	\$0.00	\$0.00	\$0.00	\$8,056.08	\$12,811.92	\$0.00	\$0.00	\$0.00	\$0.00	\$20,868.00	\$23,324.00
261001 Combustibles y Lubricantes vehículos y eq	\$44,192.00	\$0.00	\$0.00	\$0.00	\$0.00	\$0.00	\$0.00	\$8,056.08	\$12,811.92	\$0.00	\$0.00	\$0.00	\$0.00	\$20,868.00	\$23,324.00
CISAN 2021	\$44,192.00	\$0.00	\$0.00	\$0.00	\$0.00	\$0.00	\$0.00	\$8,056.08	\$12,811.92	\$0.00	\$0.00	\$0.00	\$0.00	\$20,868.00	\$23,324.00
1529 FEIEF 2021															
200000 MATERIALES Y SUMINISTROS	\$102,492.78	\$0.00	\$0.00	\$0.00	\$0.00	\$0.00	\$0.00	\$0.00	\$0.00	\$0.00	\$0.00	\$0.00	\$0.00	\$0.00	\$102,492.78
210000 Materiales de administración, emisión de	\$102,492.78	\$0.00	\$0.00	\$0.00	\$0.00	\$0.00	\$0.00	\$0.00	\$0.00	\$0.00	\$0.00	\$0.00	\$0.00	\$0.00	\$102,492.78
215000 Material impreso e información digital	\$102,492.78	\$0.00	\$0.00	\$0.00	\$0.00	\$0.00	\$0.00	\$0.00	\$0.00	\$0.00	\$0.00	\$0.00	\$0.00	\$0.00	\$102,492.78
215001 Material impreso e información digital	\$102,492.78	\$0.00	\$0.00	\$0.00	\$0.00	\$0.00	\$0.00	\$0.00	\$0.00	\$0.00	\$0.00	\$0.00	\$0.00	\$0.00	\$102,492.78
FEIEF 2021	\$102,492.78	\$0.00	\$0.00	\$0.00	\$0.00	\$0.00	\$0.00	\$0.00	\$0.00	\$0.00	\$0.00	\$0.00	\$0.00	\$0.00	\$102,492.78
1530 ISR 2021															
300000 SERVICIOS GENERALES	\$1,020,848.00	\$0.00	\$0.00	\$0.00	\$0.00	\$0.00	\$0.00	\$74,094.00	\$38,628.00	\$0.00	\$0.00	\$0.00	\$0.00	\$112,722.00	\$908,126.00
380000 Servicios oficiales	\$1,020,848.00	\$0.00	\$0.00	\$0.00	\$0.00	\$0.00	\$0.00	\$74,094.00	\$38,628.00	\$0.00	\$0.00	\$0.00	\$0.00	\$112,722.00	\$908,126.00
382000 Gastos de orden social y cultural	\$1,020,848.00	\$0.00	\$0.00	\$0.00	\$0.00	\$0.00	\$0.00	\$74,094.00	\$38,628.00	\$0.00	\$0.00	\$0.00	\$0.00	\$112,722.00	\$908,126.00
382001 Gastos de orden social	\$1,020,848.00	\$0.00	\$0.00	\$0.00	\$0.00	\$0.00	\$0.00	\$74,094.00	\$38,628.00	\$0.00	\$0.00	\$0.00	\$0.00	\$112,722.00	\$908,126.00
ISR 2021	\$1,020,848.00	\$0.00	\$0.00	\$0.00	\$0.00	\$0.00	\$0.00	\$74,094.00	\$38,628.00	\$0.00	\$0.00	\$0.00	\$0.00	\$112,722.00	\$908,126.00



MUNICIPIO DE FRANCISCO I. MADERO, HGO. HIDALGO


Analitico Mensual Egresos Pagados por Fuente de Financiamiento al 31/ag /21
(Cuentas con Movimientos)

Fecha y hora de impresión 17/sep./2021 03:59 p. m.



Usu: supervisor
Rep: rptAnaliticoPresupuestoEgresos_FF

Objeto del Gasto	Presupuesto Vigente	Ene	Feb	Mar	Abr	May	Jun	Jul	Ago	Sep	Oct	Nov	Dic	Total	Diferencia (Vigente - Total)
2520 FAISM 2020														\$4,035,441.10	\$37,016.96
600000 INVERSION PUBLICA	\$4,072,457.96	\$0.00	\$2,604,277.53	\$1,431,163.57	\$0.00	\$0.00	\$0.00	\$0.00	\$0.00	\$0.00	\$0.00	\$0.00	\$0.00	\$4,035,441.10	\$37,016.86
610000 Obra pública en bienes de dominio público	\$4,072,457.96	\$0.00	\$2,604,277.53	\$1,431,163.57	\$0.00	\$0.00	\$0.00	\$0.00	\$0.00	\$0.00	\$0.00	\$0.00	\$0.00	\$680,264.53	\$37,016.92
614000 División de terrenos y construcción de obra	\$717,281.45	\$0.00	\$568,336.37	\$111,928.16	\$0.00	\$0.00	\$0.00	\$0.00	\$0.00	\$0.00	\$0.00	\$0.00	\$0.00	\$168,333.58	\$0.00
614001 División de terrenos y construcción de obra	\$717,281.45	\$0.00	\$568,336.37	\$111,928.16	\$0.00	\$0.00	\$0.00	\$0.00	\$0.00	\$0.00	\$0.00	\$0.00	\$0.00	\$168,333.58	\$0.00
615000 Construcción de vías de comunicación	\$168,333.58	\$0.00	\$0.00	\$168,333.58	\$0.00	\$0.00	\$0.00	\$0.00	\$0.00	\$0.00	\$0.00	\$0.00	\$0.00	\$0.00	\$0.00
615001 Construcción de vías de comunicación	\$168,333.58	\$0.00	\$0.00	\$168,333.58	\$0.00	\$0.00	\$0.00	\$0.00	\$0.00	\$0.00	\$0.00	\$0.00	\$0.00	\$0.00	\$0.00
615001 Construcción de vías de comunicación	\$168,333.58	\$0.00	\$0.00	\$168,333.58	\$0.00	\$0.00	\$0.00	\$0.00	\$0.00	\$0.00	\$0.00	\$0.00	\$0.00	\$0.00	\$0.00
617000 Instalaciones y equipamiento en construcción	\$3,166,842.93	\$0.00	\$2,035,941.16	\$1,150,901.83	\$0.00	\$0.00	\$0.00	\$0.00	\$0.00	\$0.00	\$0.00	\$0.00	\$0.00	\$3,186,842.99	-\$0.06
617001 Instalaciones y equipamiento en construcción	\$3,166,842.93	\$0.00	\$2,035,941.16	\$1,150,901.83	\$0.00	\$0.00	\$0.00	\$0.00	\$0.00	\$0.00	\$0.00	\$0.00	\$0.00	\$3,186,842.99	-\$0.06
FAISM 2020	\$4,072,457.96	\$0.00	\$2,604,277.53	\$1,431,163.57	\$0.00	\$0.00	\$0.00	\$0.00	\$0.00	\$0.00	\$0.00	\$0.00	\$0.00	\$4,035,441.10	\$37,016.86
2521 FORTAMUN 2020														\$82,452.35	-\$31.00
200000 MATERIALES Y SUMINISTROS	\$82,421.35	\$0.00	\$82,452.35	\$0.00	\$0.00	\$0.00	\$0.00	\$0.00	\$0.00	\$0.00	\$0.00	\$0.00	\$0.00	\$82,452.35	-\$31.00
240000 Materiales y artículos de construcción y c	\$82,421.35	\$0.00	\$82,452.35	\$0.00	\$0.00	\$0.00	\$0.00	\$0.00	\$0.00	\$0.00	\$0.00	\$0.00	\$0.00	\$82,452.35	-\$31.00
246000 Material eléctrico y electrónico	\$82,421.35	\$0.00	\$82,452.35	\$0.00	\$0.00	\$0.00	\$0.00	\$0.00	\$0.00	\$0.00	\$0.00	\$0.00	\$0.00	\$149,999.02	\$0.00
246001 Material Eléctrico	\$82,421.35	\$0.00	\$82,452.35	\$0.00	\$0.00	\$0.00	\$0.00	\$0.00	\$0.00	\$0.00	\$0.00	\$0.00	\$0.00	\$149,999.02	\$0.00
300000 SERVICIOS GENERALES	\$149,999.02	\$149,999.02	\$0.00	\$0.00	\$0.00	\$0.00	\$0.00	\$0.00	\$0.00	\$0.00	\$0.00	\$0.00	\$0.00	\$149,999.02	\$0.00
350000 Servicios de instalación, reparación, man	\$149,999.02	\$149,999.02	\$0.00	\$0.00	\$0.00	\$0.00	\$0.00	\$0.00	\$0.00	\$0.00	\$0.00	\$0.00	\$0.00	\$149,999.02	\$0.00
355000 Reparación y mantenimiento de equipo de t	\$149,999.02	\$149,999.02	\$0.00	\$0.00	\$0.00	\$0.00	\$0.00	\$0.00	\$0.00	\$0.00	\$0.00	\$0.00	\$0.00	\$149,999.02	\$0.00
355001 Mantenimiento de Vehículos	\$149,999.02	\$149,999.02	\$0.00	\$0.00	\$0.00	\$0.00	\$0.00	\$0.00	\$0.00	\$0.00	\$0.00	\$0.00	\$0.00	\$149,999.02	\$0.00
FORTAMUN 2020	\$232,420.37	\$149,999.02	\$82,452.35	\$0.00	\$0.00	\$0.00	\$0.00	\$0.00	\$0.00	\$0.00	\$0.00	\$0.00	\$0.00	\$232,451.37	-\$31.00
2523 FAISM 2021														\$968,894.21	\$11,622,617.81
600000 INVERSION PUBLICA	\$12,591,512.02	\$0.00	\$0.00	\$0.00	\$0.00	\$0.00	\$0.00	\$680,636.46	\$288,257.75	\$0.00	\$0.00	\$0.00	\$0.00	\$968,894.21	\$6,046,154.81
610000 Obra pública en bienes de dominio público	\$12,591,512.02	\$0.00	\$0.00	\$0.00	\$0.00	\$0.00	\$0.00	\$680,636.46	\$288,257.75	\$0.00	\$0.00	\$0.00	\$0.00	\$968,894.21	\$6,046,154.81
615000 Construcción de vías de comunicación	\$7,015,049.02	\$0.00	\$0.00	\$0.00	\$0.00	\$0.00	\$0.00	\$680,636.46	\$288,257.75	\$0.00	\$0.00	\$0.00	\$0.00	\$0.00	\$0.00
615001 Construcción de vías de comunicación	\$7,015,049.02	\$0.00	\$0.00	\$0.00	\$0.00	\$0.00	\$0.00	\$680,636.46	\$288,257.75	\$0.00	\$0.00	\$0.00	\$0.00	\$0.00	\$0.00
617000 Instalaciones y equipamiento en construcción	\$5,576,463.00	\$0.00	\$0.00	\$0.00	\$0.00	\$0.00	\$0.00	\$0.00	\$0.00	\$0.00	\$0.00	\$0.00	\$0.00	\$5,576,463.00	\$5,576,463.00
617001 Instalaciones y equipamiento en construcción	\$5,576,463.00	\$0.00	\$0.00	\$0.00	\$0.00	\$0.00	\$0.00	\$0.00	\$0.00	\$0.00	\$0.00	\$0.00	\$0.00	\$5,576,463.00	\$5,576,463.00
FAISM 2021	\$12,591,512.02	\$0.00	\$0.00	\$0.00	\$0.00	\$0.00	\$0.00	\$680,636.46	\$288,257.75	\$0.00	\$0.00	\$0.00	\$0.00	\$968,894.21	\$11,622,617.81
2524 FORTAMUN 2021														\$4,544,967.13	\$3,863,927.4
100000 SERVICIOS PERSONALES	\$8,508,894.57	\$882,364.00	\$555,990.00	\$584,872.00	\$566,904.00	\$560,492.00	\$556,148.00	\$566,008.00	\$572,169.13	\$0.00	\$0.00	\$0.00	\$0.00	\$4,288,151.43	\$2,196,258.5
110000 Remuneraciones al personal de carácter	\$6,484,410.00	\$559,688.00	\$537,440.00	\$544,283.00	\$538,213.00	\$532,428.00	\$532,582.00	\$527,633.00	\$515,884.43	\$0.00	\$0.00	\$0.00	\$0.00	\$4,288,151.43	\$2,196,258.5
113000 Sueldos base al personal permanente	\$6,484,410.00	\$559,688.00	\$537,440.00	\$544,283.00	\$538,213.00	\$532,428.00	\$532,582.00	\$527,633.00	\$515,884.43	\$0.00	\$0.00	\$0.00	\$0.00	\$4,288,151.43	\$2,196,258.5



MUNICIPIO DE FRANCISCO I. MADERO, HIDALGO
HIDALGO

Análítico Mensual Egresos Pagados por Fuente de Financiamiento al 31/ag /21

(Cuentas con Movimientos)

(Cifras en pesos y centavos)

Fecha y 17/sep./2021

hora de Impresión 03:59 p. m.



Usu: supervisor
Rep: rptAnaliticaPresupuestoEgresos_FF

Objeto del Gasto	Presupuesto Vigente	Ene	Feb	Mar	Abr	May	Jun	Jul	Ago	Sep	Oct	Nov	Dic	Total	Diferencia (Vigente - Total)
259000 Otros productos químicos	\$2,578.68	\$0.00	\$0.00	\$0.00	\$2,578.68	\$0.00	\$0.00	\$0.00	\$0.00	\$0.00	\$0.00	\$0.00	\$0.00	\$2,578.68	\$0.00
259001 Otros productos químicos	\$2,578.68	\$0.00	\$0.00	\$0.00	\$2,578.68	\$0.00	\$0.00	\$0.00	\$0.00	\$0.00	\$0.00	\$0.00	\$0.00	\$2,578.68	\$0.00
260000 Combustibles, lubricantes y aditivos	\$4,800,000.00	\$9,146.54	\$277,252.12	\$306,777.97	\$416,349.67	\$464,867.78	\$447,374.09	\$394,946.31	\$422,715.22	\$0.00	\$0.00	\$0.00	\$0.00	\$2,739,429.70	\$2,060,570.30
261000 Combustibles, lubricantes y aditivos	\$4,800,000.00	\$9,146.54	\$277,252.12	\$306,777.97	\$416,349.67	\$464,867.78	\$447,374.09	\$394,946.31	\$422,715.22	\$0.00	\$0.00	\$0.00	\$0.00	\$2,739,429.70	\$2,060,570.30
261001 Combustibles y Lubricantes vehículos y eq	\$4,800,000.00	\$9,146.54	\$277,252.12	\$306,777.97	\$416,349.67	\$464,867.78	\$447,374.09	\$394,946.31	\$422,715.22	\$0.00	\$0.00	\$0.00	\$0.00	\$2,739,429.70	\$2,060,570.30
270000 Vestuario, blancos, prendas de protecció	\$181,978.88	\$0.00	\$0.00	\$0.00	\$15,622.08	\$37,401.30	\$0.00	\$0.00	\$10,150.00	\$0.00	\$0.00	\$0.00	\$0.00	\$63,173.38	\$118,805.50
271000 Vestuario y uniformes	\$150,290.73	\$0.00	\$0.00	\$0.00	\$13,933.93	\$37,401.30	\$0.00	\$0.00	\$0.00	\$0.00	\$0.00	\$0.00	\$0.00	\$51,335.23	\$98,955.50
271001 Vestuario, Uniformes	\$150,290.73	\$0.00	\$0.00	\$0.00	\$13,933.93	\$37,401.30	\$0.00	\$0.00	\$0.00	\$0.00	\$0.00	\$0.00	\$0.00	\$51,335.23	\$98,955.50
272000 Prendas de seguridad y protección persona	\$31,688.15	\$0.00	\$0.00	\$0.00	\$1,688.15	\$0.00	\$0.00	\$0.00	\$10,150.00	\$0.00	\$0.00	\$0.00	\$0.00	\$11,838.15	\$19,850.00
272001 Prendas de Protección	\$31,688.15	\$0.00	\$0.00	\$0.00	\$1,688.15	\$0.00	\$0.00	\$0.00	\$10,150.00	\$0.00	\$0.00	\$0.00	\$0.00	\$11,838.15	\$19,850.00
280000 Materiales y suministros para seguridad	\$900,000.00	\$0.00	\$0.00	\$0.00	\$0.00	\$0.00	\$0.00	\$0.00	\$0.00	\$0.00	\$0.00	\$0.00	\$0.00	\$0.00	\$900,000.00
282000 Materiales de seguridad pública	\$300,000.00	\$0.00	\$0.00	\$0.00	\$0.00	\$0.00	\$0.00	\$0.00	\$0.00	\$0.00	\$0.00	\$0.00	\$0.00	\$0.00	\$300,000.00
282001 Materiales de Seguridad Pública	\$300,000.00	\$0.00	\$0.00	\$0.00	\$0.00	\$0.00	\$0.00	\$0.00	\$0.00	\$0.00	\$0.00	\$0.00	\$0.00	\$0.00	\$300,000.00
283000 Prendas de protección para seguridad públi	\$600,000.00	\$0.00	\$0.00	\$0.00	\$0.00	\$0.00	\$0.00	\$0.00	\$0.00	\$0.00	\$0.00	\$0.00	\$0.00	\$0.00	\$600,000.00
283001 Prendas de protección para seguridad públ	\$600,000.00	\$0.00	\$0.00	\$0.00	\$0.00	\$0.00	\$0.00	\$0.00	\$0.00	\$0.00	\$0.00	\$0.00	\$0.00	\$0.00	\$600,000.00
290000 Herramientas, refacciones y accesorios n	\$847,498.79	\$0.00	\$93,421.30	\$10,244.41	\$75,228.59	\$120,053.40	\$171,081.02	\$86,663.23	\$140,208.12	\$0.00	\$0.00	\$0.00	\$0.00	\$704,000.07	\$142,598.72
291000 Herramientas menores	\$50,000.00	\$0.00	\$0.00	\$647.97	\$7,540.38	\$0.00	\$4,097.00	\$0.00	\$9,591.62	\$0.00	\$0.00	\$0.00	\$0.00	\$21,876.97	\$28,123.03
291001 Herramientas Menores	\$50,000.00	\$0.00	\$0.00	\$647.97	\$7,540.38	\$0.00	\$4,097.00	\$0.00	\$9,591.62	\$0.00	\$0.00	\$0.00	\$0.00	\$21,876.97	\$28,123.03
292000 Refacciones y accesorios menores de edifi	\$20,000.00	\$0.00	\$0.00	\$0.00	\$4,409.62	\$3,641.44	\$0.00	\$0.00	\$10,734.89	\$0.00	\$0.00	\$0.00	\$0.00	\$18,785.95	\$1,214.05
292001 Refacciones y accesorios menores de edifi	\$20,000.00	\$0.00	\$0.00	\$0.00	\$4,409.62	\$3,641.44	\$0.00	\$0.00	\$10,734.89	\$0.00	\$0.00	\$0.00	\$0.00	\$18,785.95	\$1,214.05
294000 Refacciones y accesorios menores de equi	\$10,000.00	\$0.00	\$0.00	\$0.00	\$0.00	\$925.88	\$4,267.64	\$0.00	\$0.00	\$0.00	\$0.00	\$0.00	\$0.00	\$5,193.52	\$4,806.48
294001 Refacciones y accesorios menores de equi	\$10,000.00	\$0.00	\$0.00	\$0.00	\$0.00	\$925.88	\$4,267.64	\$0.00	\$0.00	\$0.00	\$0.00	\$0.00	\$0.00	\$5,193.52	\$4,806.48
296000 Refacciones y accesorios menores de equi	\$637,579.54	\$0.00	\$93,421.30	\$15,071.45	\$12,874.15	\$107,993.28	\$128,219.36	\$90,003.23	\$119,167.61	\$0.00	\$0.00	\$0.00	\$0.00	\$566,750.38	\$70,829.16
296001 Refacciones y accesorios menores de equi	\$637,579.54	\$0.00	\$93,421.30	\$15,071.45	\$12,874.15	\$107,993.28	\$128,219.36	\$90,003.23	\$119,167.61	\$0.00	\$0.00	\$0.00	\$0.00	\$566,750.38	\$70,829.16
297000 Refacciones y accesorios menores de equi	\$5,000.00	\$0.00	\$0.00	\$0.00	\$0.00	\$0.00	\$0.00	\$0.00	\$0.00	\$0.00	\$0.00	\$0.00	\$0.00	\$0.00	\$5,000.00
297001 Refacciones y accesorios menores de equi	\$5,000.00	\$0.00	\$0.00	\$0.00	\$0.00	\$0.00	\$0.00	\$0.00	\$0.00	\$0.00	\$0.00	\$0.00	\$0.00	\$0.00	\$5,000.00
298000 Refacciones y accesorios menores de maq	\$64,416.57	\$0.00	\$0.00	\$2,524.99	\$9,901.76	\$7,492.80	\$34,497.02	\$-3,340.00	\$714.00	\$0.00	\$0.00	\$0.00	\$0.00	\$51,790.57	\$12,626.00
298001 Refacciones y accesorios menores de maq	\$64,416.57	\$0.00	\$0.00	\$2,524.99	\$9,901.76	\$7,492.80	\$34,497.02	\$-3,340.00	\$714.00	\$0.00	\$0.00	\$0.00	\$0.00	\$51,790.57	\$12,626.00
299000 Refacciones y accesorios menores otros bl	\$60,502.68	\$0.00	\$0.00	\$0.00	\$40,502.68	\$0.00	\$0.00	\$0.00	\$0.00	\$0.00	\$0.00	\$0.00	\$0.00	\$40,502.68	\$20,000.00
299001 Refacciones y accesorios menores otros bl	\$60,502.68	\$0.00	\$0.00	\$0.00	\$40,502.68	\$0.00	\$0.00	\$0.00	\$0.00	\$0.00	\$0.00	\$0.00	\$0.00	\$40,502.68	\$20,000.00
300000 SERVICIOS GENERALES	\$7,432,700.88	\$0.00	\$531,000.91	\$505,897.16	\$635,076.83	\$838,216.50	\$743,652.62	\$795,829.11	\$600,388.82	\$0.00	\$0.00	\$0.00	\$0.00	\$4,730,061.85	\$2,702,638.93
310000 Servicios básicos	\$5,260,000.00	\$0.00	\$492,620.27	\$424,309.16	\$507,723.79	\$408,872.60	\$527,508.02	\$521,243.01	\$540,614.02	\$0.00	\$0.00	\$0.00	\$0.00	\$3,502,890.87	\$1,757,109.13
311000 Energía eléctrica	\$4,800,000.00	\$0.00	\$492,620.27	\$424,309.16	\$507,723.79	\$478,872.58	\$517,508.00	\$511,243.00	\$530,614.00	\$0.00	\$0.00	\$0.00	\$0.00	\$3,462,890.80	\$1,337,109.20
311001 Servicio de Energía Eléctrica	\$4,800,000.00	\$0.00	\$492,620.27	\$424,309.16	\$507,723.79	\$478,872.58	\$517,508.00	\$511,243.00	\$530,614.00	\$0.00	\$0.00	\$0.00	\$0.00	\$3,462,890.80	\$1,337,109.20
313000 Agua	\$360,000.00	\$0.00	\$0.00	\$0.00	\$0.00	\$0.00	\$0.00	\$0.00	\$0.00	\$0.00	\$0.00	\$0.00	\$0.00	\$0.00	\$360,000.00
313001 Servicio de Agua	\$360,000.00	\$0.00	\$0.00	\$0.00	\$0.00	\$0.00	\$0.00	\$0.00	\$0.00	\$0.00	\$0.00	\$0.00	\$0.00	\$0.00	\$360,000.00
317000 Servicios de acceso de Internet, redes y pr	\$100,000.00	\$0.00	\$0.00	\$0.00	\$0.00	\$10,000.02	\$10,000.02	\$10,000.01	\$10,000.02	\$0.00	\$0.00	\$0.00	\$0.00	\$40,000.07	\$59,999.93
317001 Servicios de Conducción de Señales Analó	\$100,000.00	\$0.00	\$0.00	\$0.00	\$0.00	\$10,000.02	\$10,000.02	\$10,000.01	\$10,000.02	\$0.00	\$0.00	\$0.00	\$0.00	\$40,000.07	\$59,999.93
320000 Servicios de arrendamiento	\$300,000.00	\$0.00	\$0.00	\$0.00	\$0.00	\$0.00	\$3,828.00	\$0.00	\$0.00	\$0.00	\$0.00	\$0.00	\$0.00	\$3,828.00	\$296,172.00
326000 Arrendamiento de maquinaria, otros equipo	\$300,000.00	\$0.00	\$0.00	\$0.00	\$0.00	\$0.00	\$3,828.00	\$0.00	\$0.00	\$0.00	\$0.00	\$0.00	\$0.00	\$3,828.00	\$296,172.00



2020-2024

2020-2024

2020-2024

MUNICIPIO DE FRANCISCO I. MADERO, HIDALGO
HIDALGO

Análítico Mensual Egresos Pagados por Fuente de Financiamiento al 31/ag J21

(Cuentas con Movimientos)

(Cifras en pesos y centavos)

Fecha y 17/sep./2021

hora de Impresión 03:59 p. m.



Usu: supervisor
Rep: rptAnalíticoPresupuestoEgresos_FF

Table with columns: Objeto del Gasto, Presupuesto Vigente, Ene, Feb, Mar, Abr, May, Jun, Jul, Ago, Sep, Oct, Nov, Dic, Total, Diferencia (Vigente - Total). Rows include various categories like 'Servicios de instalación, reparación, man', 'Impuestos y derechos', and 'Bienes muebles, inmuebles e in'.


Handwritten signature



2020-2024



2020-2024



2020-2024

MUNICIPIO DE FRANCISCO I. MADERO, HIDALGO
HIDALGO

Anaítico Mensual Egresos Pagados por Fuente de Financiamiento al 31/ag J21
(Cuentas con Movimientos)
(Cifras en pesos y centavos)

Fecha y hora de Impresión 17/sep./2021 03:59 p. m.

Objeto del Gasto	Presupuesto Vigente	Ene	Feb	Mar	Abr	May	Jun	Jul	Ago	Sep	Oct	Nov	Dic	Total	Diferencia (Vigente - Total)
565001 Equipos y Aparatos de Comunicación y Tel	\$99,768.64	\$0.00	\$0.00	\$0.00	\$0.00	\$0.00	\$25,500.00	\$0.00	\$74,124.00	\$0.00	\$0.00	\$0.00	\$0.00	\$99,624.00	\$144.64
FORTAMUN 2021	\$25,407,614.43	\$591,510.54	\$1,587,056.73	\$1,809,147.61	\$1,980,560.18	\$2,280,047.59	\$2,156,959.39	\$1,099,741.75	\$1,941,621.70	\$0.00	\$0.00	\$0.00	\$0.00	\$14,256,653.49	\$11,150,960.94
2526 PROAGUA 2021															
600000 INVERSION PUBLICA	\$2,221,182.00	\$0.00	\$0.00	\$0.00	\$0.00	\$0.00	\$0.00	\$0.00	\$303,571.57	\$0.00	\$0.00	\$0.00	\$0.00	\$303,571.57	\$1,917,610.43
610000 Obra pública en bienes de dominio públ	\$2,221,182.00	\$0.00	\$0.00	\$0.00	\$0.00	\$0.00	\$0.00	\$0.00	\$303,571.57	\$0.00	\$0.00	\$0.00	\$0.00	\$303,571.57	\$1,917,610.43
613000 Construcción de obras para el abastecimie	\$2,221,182.00	\$0.00	\$0.00	\$0.00	\$0.00	\$0.00	\$0.00	\$0.00	\$303,571.57	\$0.00	\$0.00	\$0.00	\$0.00	\$303,571.57	\$1,917,610.43
613001 Construcción de obras para el abastecimie	\$2,221,182.00	\$0.00	\$0.00	\$0.00	\$0.00	\$0.00	\$0.00	\$0.00	\$303,571.57	\$0.00	\$0.00	\$0.00	\$0.00	\$303,571.57	\$1,917,610.43
PROAGUA 2021	\$2,221,182.00	\$0.00	\$0.00	\$0.00	\$0.00	\$0.00	\$0.00	\$0.00	\$303,571.57	\$0.00	\$0.00	\$0.00	\$0.00	\$303,571.57	\$1,917,610.43
Total Final	\$99,214,255.61	\$3,064,129.66	\$7,080,539.08	\$3,804,029.29	\$4,961,120.40	\$7,083,043.15	\$5,590,980.48	\$6,171,188.34	\$5,980,461.49	\$0.00	\$0.00	\$0.00	\$0.00	\$47,283,983.22	\$51,930,292.39

PROPR. RICARDO JOSUE OLGUIN PARRA
PRESIDENTE MUNICIPAL CONSTITUCION
2020 - 2024

SINDICO PROCURADOR

L.C.E. SANDRA LOPEZ SERRANO
TESORERA MUNICIPAL

AYUNTAMIENTO
2020 - 2024

MUNICIPIO DE FRANCISCO I. MADERO, HIDALGO
HIDALGO

Análisis Mensual Egresos Pagados por Fuente de Financiamiento al 31/jul 21

(Cuentas con Movimientos)

(Cifras en pesos y centavos)

Fecha y 24/ago./2021

hora de Impresión 12:12 p. m.




Usu: rptanvsor


Rep: rptAnalisisPresupuestoEgresos_FF

Objeto del Gasto	Presupuesto Vigente	Ene	Feb	Mar	Abr	May	Jun	Jul	Ago	Sep	Oct	Nov	Dic	Total	Diferencia (Vigente - Total)
1103 RECURSOS PROPIOS 2020															
100000 SERVICIOS PERSONALES	\$23,373.62	\$23,373.62	\$0.00	\$0.00	\$0.00	\$0.00	\$0.00	\$0.00	\$0.00	\$0.00	\$0.00	\$0.00	\$0.00	\$23,373.62	\$0.00
120000 Remuneraciones al personal de carácter	\$23,373.62	\$23,373.62	\$0.00	\$0.00	\$0.00	\$0.00	\$0.00	\$0.00	\$0.00	\$0.00	\$0.00	\$0.00	\$0.00	\$23,373.62	\$0.00
122000 Sueldos base al personal eventual	\$23,373.62	\$23,373.62	\$0.00	\$0.00	\$0.00	\$0.00	\$0.00	\$0.00	\$0.00	\$0.00	\$0.00	\$0.00	\$0.00	\$23,373.62	\$0.00
122003 Lista de Raya	\$23,373.62	\$23,373.62	\$0.00	\$0.00	\$0.00	\$0.00	\$0.00	\$0.00	\$0.00	\$0.00	\$0.00	\$0.00	\$0.00	\$23,373.62	\$0.00
300000 SERVICIOS GENERALES	\$25,000.00	\$25,000.00	\$0.00	\$0.00	\$0.00	\$0.00	\$0.00	\$0.00	\$0.00	\$0.00	\$0.00	\$0.00	\$0.00	\$25,000.00	\$0.00
330000 Servicios profesionales, científicos, técnicos	\$25,000.00	\$25,000.00	\$0.00	\$0.00	\$0.00	\$0.00	\$0.00	\$0.00	\$0.00	\$0.00	\$0.00	\$0.00	\$0.00	\$25,000.00	\$0.00
331000 Servicios legales, de contabilidad, auditoría	\$25,000.00	\$25,000.00	\$0.00	\$0.00	\$0.00	\$0.00	\$0.00	\$0.00	\$0.00	\$0.00	\$0.00	\$0.00	\$0.00	\$25,000.00	\$0.00
331001 Servicios legales	\$25,000.00	\$25,000.00	\$0.00	\$0.00	\$0.00	\$0.00	\$0.00	\$0.00	\$0.00	\$0.00	\$0.00	\$0.00	\$0.00	\$25,000.00	\$0.00
400000 TRANSFERENCIAS, ASIGNACIONES	\$391,497.54	\$391,497.54	\$0.00	\$0.00	\$0.00	\$0.00	\$0.00	\$0.00	\$0.00	\$0.00	\$0.00	\$0.00	\$0.00	\$391,497.54	\$0.00
440000 Ayudas sociales	\$391,497.54	\$391,497.54	\$0.00	\$0.00	\$0.00	\$0.00	\$0.00	\$0.00	\$0.00	\$0.00	\$0.00	\$0.00	\$0.00	\$391,497.54	\$0.00
446000 Ayudas sociales a cooperativas	\$391,497.54	\$391,497.54	\$0.00	\$0.00	\$0.00	\$0.00	\$0.00	\$0.00	\$0.00	\$0.00	\$0.00	\$0.00	\$0.00	\$391,497.54	\$0.00
446001 Ayudas sociales a cooperativas	\$391,497.54	\$391,497.54	\$0.00	\$0.00	\$0.00	\$0.00	\$0.00	\$0.00	\$0.00	\$0.00	\$0.00	\$0.00	\$0.00	\$391,497.54	\$0.00
RECURSOS PROPIOS 2020	\$439,871.16	\$439,871.16	\$0.00	\$0.00	\$0.00	\$0.00	\$0.00	\$0.00	\$0.00	\$0.00	\$0.00	\$0.00	\$0.00	\$439,871.16	\$0.00


Objeto del Gasto	Presupuesto Vigente	Ene	Feb	Mar	Abr	May	Jun	Jul	Ago	Sep	Oct	Nov	Dic	Total	Diferencia (Vigente - Total)
1104 RECURSOS PROPIOS 2021															
100000 SERVICIOS PERSONALES	\$1,410,316.03	\$212,710.00	\$195,765.00	\$153,613.00	\$140,472.58	\$149,654.00	\$149,607.00	\$160,790.00	\$0.00	\$0.00	\$0.00	\$0.00	\$0.00	\$1,190,619.91	\$1,219,696.05
120000 Remuneraciones al personal de carácter	\$1,690,073.08	\$212,710.00	\$195,765.00	\$153,613.00	\$145,524.00	\$147,914.00	\$149,304.00	\$156,840.00	\$0.00	\$0.00	\$0.00	\$0.00	\$0.00	\$1,180,678.00	\$1,09,395.08
122000 Sueldos base al personal eventual	\$1,690,073.08	\$212,710.00	\$195,765.00	\$153,613.00	\$145,524.00	\$147,914.00	\$149,304.00	\$156,840.00	\$0.00	\$0.00	\$0.00	\$0.00	\$0.00	\$1,180,678.00	\$1,09,395.08
122001 Sueldo Base e Personal Eventual	\$1,690,073.08	\$212,710.00	\$195,765.00	\$153,613.00	\$145,524.00	\$147,914.00	\$149,304.00	\$156,840.00	\$0.00	\$0.00	\$0.00	\$0.00	\$0.00	\$1,180,678.00	\$1,09,395.08
130000 Remuneraciones adicionales y especiales	\$675,242.05	\$0.00	\$0.00	\$0.00	\$0.00	\$0.00	\$1,303.00	\$450.00	\$0.00	\$0.00	\$0.00	\$0.00	\$0.00	\$1,753.00	\$673,489.05
132000 Primas de vacaciones, dominical / gratifica	\$690,242.05	\$0.00	\$0.00	\$0.00	\$0.00	\$0.00	\$1,303.00	\$0.00	\$0.00	\$0.00	\$0.00	\$0.00	\$0.00	\$1,303.00	\$688,939.05
132001 Prima de Vacaciones y Dominical	\$5,000.00	\$0.00	\$0.00	\$0.00	\$0.00	\$0.00	\$1,303.00	\$0.00	\$0.00	\$0.00	\$0.00	\$0.00	\$0.00	\$1,303.00	\$3,697.00
132002 Gratificación Anual	\$635,242.05	\$0.00	\$0.00	\$0.00	\$0.00	\$0.00	\$0.00	\$0.00	\$0.00	\$0.00	\$0.00	\$0.00	\$0.00	\$0.00	\$635,242.05
134000 Compensaciones	\$35,000.00	\$0.00	\$0.00	\$0.00	\$0.00	\$0.00	\$0.00	\$450.00	\$0.00	\$0.00	\$0.00	\$0.00	\$0.00	\$450.00	\$34,550.00
134001 Compensaciones	\$35,000.00	\$0.00	\$0.00	\$0.00	\$0.00	\$0.00	\$0.00	\$450.00	\$0.00	\$0.00	\$0.00	\$0.00	\$0.00	\$450.00	\$34,550.00
150000 Otras prestaciones sociales y económicas	\$45,000.00	\$0.00	\$0.00	\$0.00	\$2,948.00	\$1,740.00	\$0.00	\$3,500.00	\$0.00	\$0.00	\$0.00	\$0.00	\$0.00	\$8,188.00	\$36,812.00
156000 Otras prestaciones sociales y económicas	\$45,000.00	\$0.00	\$0.00	\$0.00	\$2,948.00	\$1,740.00	\$0.00	\$3,500.00	\$0.00	\$0.00	\$0.00	\$0.00	\$0.00	\$8,188.00	\$36,812.00
159002 Otras Prestaciones	\$45,000.00	\$0.00	\$0.00	\$0.00	\$2,948.00	\$1,740.00	\$0.00	\$3,500.00	\$0.00	\$0.00	\$0.00	\$0.00	\$0.00	\$8,188.00	\$36,812.00
200000 MATERIALES Y SUMINISTROS	\$1,760,290.43	\$13,244.12	\$319,571.12	\$162,309.90	\$50,215.07	\$111,473.53	\$49,265.20	\$151,477.01	\$0.00	\$0.00	\$0.00	\$0.00	\$0.00	\$326,654.35	\$1,433,636.08
210000 Materiales de administración, enlase de	\$1,001,621.95	\$16,017.00	\$178,276.17	\$47,903.77	\$35,891.08	\$13,472.90	\$0.00	\$110,097.35	\$0.00	\$0.00	\$0.00	\$0.00	\$0.00	\$191,661.10	\$809,960.85
211000 Materiales, útiles y equipos menores de ofi	\$140,933.05	\$2,487.01	\$17,379.54	\$9,971.55	\$13,985.02	\$4,402.20	\$0.00	\$76,391.79	\$0.00	\$0.00	\$0.00	\$0.00	\$0.00	\$124,624.24	\$16,308.81
211001 Material de Oficina	\$140,933.05	\$2,487.01	\$17,379.54	\$9,971.55	\$13,985.02	\$4,402.20	\$0.00	\$76,391.79	\$0.00	\$0.00	\$0.00	\$0.00	\$0.00	\$124,624.24	\$16,308.81
212000 Materiales y útiles de impresión y reproduc	\$400,000.00	\$15,660.00	\$41,239.99	\$24,653.86	\$21,503.00	\$19,558.20	\$0.00	\$0.00	\$0.00	\$0.00	\$0.00	\$0.00	\$0.00	\$125,618.95	\$274,381.05
212001 Materiales y Útiles de Impresión	\$400,000.00	\$15,660.00	\$41,239.99	\$24,653.86	\$21,503.00	\$19,558.20	\$0.00	\$0.00	\$0.00	\$0.00	\$0.00	\$0.00	\$0.00	\$125,618.95	\$274,381.05
213000 Material estadístico y geográfico	\$100,000.00	\$0.00	\$34,800.00	\$0.00	\$0.00	\$14,800.00	\$0.00	\$0.00	\$0.00	\$0.00	\$0.00	\$0.00	\$0.00	\$69,600.00	\$30,400.00
213001 Material estadístico y geográfico	\$100,000.00	\$0.00	\$34,800.00	\$0.00	\$0.00	\$14,800.00	\$0.00	\$0.00	\$0.00	\$0.00	\$0.00	\$0.00	\$0.00	\$69,600.00	\$30,400.00



2020-2024



2020-2024



2020-2024

MUNICIPIO DE FRANCISCO I. MADERO, HIDALGO
HIDALGO

Análítico Mensual Egresos Pagados por Fuente de Financiamiento al 31/jul 21

(Cuentas con Movimientos)

(Cifras en pesos y centavos)

Fecha y 21/ago/2021

hora de Impresión 02:12 p. m.



Usuario: rptAnalíticoPresupuestoEgresos_FF

Objeto del Gasto	Presupuesto Vigente	Ene	Feb	Mar	Abr	May	Jun	Jul	Agosto	Sep	Oct	Nov	Dic	Total	Diferencia (Vigente - Total)
214000 Materiales, útiles y equipos menores de te	\$20,688.40	\$0.00	\$316.00	\$522.00	\$0.00	\$0.00	\$0.00	\$19,650.40	\$0.00	\$0.00	\$0.00	\$0.00	\$0.00	\$20,688.40	\$0.00
214001 Material para Bienes Informáticos	\$20,688.40	\$0.00	\$316.00	\$522.00	\$0.00	\$0.00	\$0.00	\$19,650.40	\$0.00	\$0.00	\$0.00	\$0.00	\$0.00	\$20,688.40	\$0.00
215000 Material impreso e información digital	\$50,000.00	\$0.00	\$0.00	\$0.00	\$0.00	\$11,600.00	\$0.00	\$0.00	\$0.00	\$0.00	\$0.00	\$0.00	\$0.00	\$11,600.00	-\$38,400.00
215001 Material impreso e información digital	\$50,000.00	\$0.00	\$0.00	\$0.00	\$0.00	\$11,600.00	\$0.00	\$0.00	\$0.00	\$0.00	\$0.00	\$0.00	\$0.00	\$11,600.00	-\$38,400.00
216000 Material de limpieza	\$250,000.00	\$13,780.00	\$81,342.64	\$2,379.00	\$402.66	\$3,112.50	\$0.00	\$14,040.16	\$0.00	\$0.00	\$0.00	\$0.00	\$0.00	\$125,062.26	-\$124,937.74
216001 Material de Limpieza	\$250,000.00	\$13,780.00	\$81,342.64	\$2,379.00	\$402.66	\$3,112.50	\$0.00	\$14,040.16	\$0.00	\$0.00	\$0.00	\$0.00	\$0.00	\$125,062.26	-\$124,937.74
217000 Materiales y útiles de enseñanza	\$15,000.00	\$0.00	\$0.00	\$0.00	\$0.00	\$0.00	\$0.00	\$0.00	\$0.00	\$0.00	\$0.00	\$0.00	\$0.00	\$0.00	-\$15,000.00
217001 Material Didáctico	\$15,000.00	\$0.00	\$0.00	\$0.00	\$0.00	\$0.00	\$0.00	\$0.00	\$0.00	\$0.00	\$0.00	\$0.00	\$0.00	\$0.00	-\$15,000.00
218000 Materiales para el registro e identificación c	\$25,000.00	\$4,090.04	\$0.00	\$10,177.36	\$0.00	\$0.00	\$0.00	\$0.00	\$0.00	\$0.00	\$0.00	\$0.00	\$0.00	\$14,267.40	-\$10,732.60
218002 Identificadores e Iconos de señalización	\$25,000.00	\$4,090.04	\$0.00	\$10,177.36	\$0.00	\$0.00	\$0.00	\$0.00	\$0.00	\$0.00	\$0.00	\$0.00	\$0.00	\$14,267.40	-\$10,732.60
220000 Alimentos y utensilios	\$125,480.00	\$0.00	\$350.00	\$0.00	\$12,760.00	\$15,370.98	\$0.00	\$10,180.52	\$0.00	\$0.00	\$0.00	\$0.00	\$0.00	\$58,661.50	-\$66,818.50
221000 Productos alimenticios para personas	\$125,480.00	\$0.00	\$350.00	\$0.00	\$12,760.00	\$15,370.98	\$0.00	\$10,180.52	\$0.00	\$0.00	\$0.00	\$0.00	\$0.00	\$58,661.50	-\$66,818.50
221001 Alimentación de Personas	\$125,480.00	\$0.00	\$350.00	\$0.00	\$12,760.00	\$15,370.98	\$0.00	\$10,180.52	\$0.00	\$0.00	\$0.00	\$0.00	\$0.00	\$58,661.50	-\$66,818.50
240000 Materiales y artículos de construcción y c	\$226,659.61	\$0.00	\$13,728.42	\$480.00	\$0.00	\$2,259.61	\$36,540.00	\$7,294.06	\$0.00	\$0.00	\$0.00	\$0.00	\$0.00	\$60,302.11	-\$166,357.50
242000 Cemento y productos de concreto	\$87,380.00	\$0.00	\$0.00	\$0.00	\$0.00	\$0.00	\$0.00	\$0.00	\$0.00	\$0.00	\$0.00	\$0.00	\$0.00	\$0.00	-\$87,380.00
242001 Cemento y productos de concreto	\$87,380.00	\$0.00	\$0.00	\$0.00	\$0.00	\$0.00	\$0.00	\$0.00	\$0.00	\$0.00	\$0.00	\$0.00	\$0.00	\$0.00	-\$87,380.00
246000 Material eléctrico y electrónico	\$75,000.00	\$0.00	\$13,728.42	\$0.00	\$0.00	\$0.00	\$0.00	\$7,294.06	\$0.00	\$0.00	\$0.00	\$0.00	\$0.00	\$21,022.50	-\$53,977.50
246001 Material Eléctrico	\$75,000.00	\$0.00	\$13,728.42	\$0.00	\$0.00	\$0.00	\$0.00	\$7,294.06	\$0.00	\$0.00	\$0.00	\$0.00	\$0.00	\$21,022.50	-\$53,977.50
246002 Material Electrónico	\$25,000.00	\$0.00	\$0.00	\$0.00	\$0.00	\$0.00	\$0.00	\$0.00	\$0.00	\$0.00	\$0.00	\$0.00	\$0.00	\$0.00	-\$25,000.00
248000 Materiales complementarios	\$25,000.00	\$0.00	\$0.00	\$0.00	\$0.00	\$0.00	\$0.00	\$0.00	\$0.00	\$0.00	\$0.00	\$0.00	\$0.00	\$0.00	-\$25,000.00
248001 Materiales complementarios	\$25,000.00	\$0.00	\$0.00	\$0.00	\$0.00	\$0.00	\$0.00	\$0.00	\$0.00	\$0.00	\$0.00	\$0.00	\$0.00	\$0.00	-\$25,000.00
249000 Otros materiales y artículos de construcción	\$39,279.61	\$0.00	\$0.00	\$480.00	\$0.00	\$2,259.61	\$36,540.00	\$0.00	\$0.00	\$0.00	\$0.00	\$0.00	\$0.00	\$39,279.61	\$0.00
249001 Otros materiales y artículos de construcción	\$39,279.61	\$0.00	\$0.00	\$480.00	\$0.00	\$2,259.61	\$36,540.00	\$0.00	\$0.00	\$0.00	\$0.00	\$0.00	\$0.00	\$39,279.61	\$0.00
250000 Productos químicos, farmacéuticos y de	\$71,503.57	\$0.00	\$10,759.18	\$12,303.00	\$0.00	\$0.00	\$0.00	\$9,524.18	\$0.00	\$0.00	\$0.00	\$0.00	\$0.00	\$32,589.36	-\$38,914.01
253000 Medicinas y productos farmacéuticos	\$25,000.00	\$0.00	\$4,355.81	\$2,070.01	\$0.00	\$0.00	\$0.00	\$0.00	\$0.00	\$0.00	\$0.00	\$0.00	\$0.00	\$6,331.82	-\$18,668.18
253001 Medicinas y Productos Farmacéuticos	\$25,000.00	\$0.00	\$4,355.81	\$2,070.01	\$0.00	\$0.00	\$0.00	\$0.00	\$0.00	\$0.00	\$0.00	\$0.00	\$0.00	\$6,331.82	-\$18,668.18
254000 Materiales, accesorios y suministros médic	\$46,503.57	\$0.00	\$6,503.37	\$10,223.99	\$0.00	\$0.00	\$0.00	\$9,524.18	\$0.00	\$0.00	\$0.00	\$0.00	\$0.00	\$26,257.54	-\$20,246.03
254001 Materiales y Suministros Médicos	\$46,503.57	\$0.00	\$6,503.37	\$10,223.99	\$0.00	\$0.00	\$0.00	\$9,524.18	\$0.00	\$0.00	\$0.00	\$0.00	\$0.00	\$26,257.54	-\$20,246.03
270000 Vestuario, blar cos, prendas de protecció	\$70,378.08	\$5,122.10	\$59,985.98	\$5,270.00	\$0.00	\$0.00	\$0.00	\$0.00	\$0.00	\$0.00	\$0.00	\$0.00	\$0.00	\$70,378.08	\$0.00
271000 Vestuario y un formas	\$62,806.00	\$0.00	\$57,536.00	\$5,270.00	\$0.00	\$0.00	\$0.00	\$0.00	\$0.00	\$0.00	\$0.00	\$0.00	\$0.00	\$62,806.00	\$0.00
271001 Vestuario, Uniformes	\$62,806.00	\$0.00	\$57,536.00	\$5,270.00	\$0.00	\$0.00	\$0.00	\$0.00	\$0.00	\$0.00	\$0.00	\$0.00	\$0.00	\$62,806.00	\$0.00
272000 Prendas de seguridad y protección personal	\$7,572.08	\$5,122.10	\$2,149.98	\$0.00	\$0.00	\$0.00	\$0.00	\$0.00	\$0.00	\$0.00	\$0.00	\$0.00	\$0.00	\$7,572.08	\$0.00
272001 Prendas de Protección	\$7,572.08	\$5,122.10	\$2,149.98	\$0.00	\$0.00	\$0.00	\$0.00	\$0.00	\$0.00	\$0.00	\$0.00	\$0.00	\$0.00	\$7,572.08	\$0.00
260000 Materiales y suministros para seguridad	\$5,249.93	\$5,249.93	\$0.00	\$0.00	\$0.00	\$0.00	\$0.00	\$0.00	\$0.00	\$0.00	\$0.00	\$0.00	\$0.00	\$5,249.93	\$0.00
263000 Prendas de protección para seguridad públi	\$5,249.93	\$5,249.93	\$0.00	\$0.00	\$0.00	\$0.00	\$0.00	\$0.00	\$0.00	\$0.00	\$0.00	\$0.00	\$0.00	\$5,249.93	\$0.00
263001 Prendas de protección para seguridad públi	\$5,249.93	\$5,249.93	\$0.00	\$0.00	\$0.00	\$0.00	\$0.00	\$0.00	\$0.00	\$0.00	\$0.00	\$0.00	\$0.00	\$5,249.93	\$0.00
290000 Herramientas, relaciones y accesorios n	\$259,396.11	\$26,865.01	\$59,569.37	\$96,347.13	\$1,563.69	\$370.04	\$12,725.20	\$14,384.66	\$0.00	\$0.00	\$0.00	\$0.00	\$0.00	\$307,612.41	-\$48,216.30
291000 Herramientas menores	\$180,561.91	\$13,785.01	\$54,404.00	\$79,911.06	\$0.00	\$370.04	\$0.00	\$0.00	\$0.00	\$0.00	\$0.00	\$0.00	\$0.00	\$155,551.91	-\$25,000.00
291001 Herramientas Menores	\$180,561.91	\$13,785.01	\$54,404.00	\$79,911.06	\$0.00	\$370.04	\$0.00	\$0.00	\$0.00	\$0.00	\$0.00	\$0.00	\$0.00	\$155,551.91	-\$25,000.00
294000 Relaciones y accesorios menores de equ	\$25,000.00	\$0.00	\$5,108.97	\$599.00	\$1,563.69	\$0.00	\$12,725.20	\$14,384.66	\$0.00	\$0.00	\$0.00	\$0.00	\$0.00	\$32,781.92	-\$7,781.92

MUNICIPIO DE FRANCISCO I. MADERO, HIDALGO
HIDALGO

Analítico Mensual Egresos Pagados por Fuente de Financiamiento al 31/jul 21

(Cuentas con Movimientos)

(Cifras en pesos y centavos)


Fecha y 21/ago/2024

hora de Impresión 02:12 p. m.




Usu: supervisor
Rep: rptAnalíticoPresupuestoEgresos_FF

Objeto del Gasto	Presupuesto Vigente	Ene	Feb	Mar	Abr	May	Jun	Jul	Ago	Sep	Oct	Nov	Dic	Total	Diferencia (Vigente - Total)
294001 Relaciones y accesorios menores de equi	\$25,000.00	\$0.00	\$3,306.97	\$580.00	\$1,563.69	\$0.00	\$11,333.20	\$0.00	\$0.00	\$0.00	\$0.00	\$0.00	\$0.00	\$16,786.16	\$8,213.84
296000 Relaciones y accesorios menores de equi	\$3,634.00	\$3,669.00	\$765.60	\$0.00	\$0.00	\$0.00	\$0.00	\$0.00	\$0.00	\$0.00	\$0.00	\$0.00	\$0.00	\$3,634.00	\$0.00
296001 Relaciones y accesorios menores de equi	\$3,634.00	\$3,669.00	\$765.60	\$0.00	\$0.00	\$0.00	\$0.00	\$0.00	\$0.00	\$0.00	\$0.00	\$0.00	\$0.00	\$3,634.00	\$0.00
296000 Relaciones y accesorios menores de maq	\$50,000.00	\$0.00	\$0.00	\$15,653.07	\$0.00	\$0.00	\$1,392.00	\$14,381.68	\$0.00	\$0.00	\$0.00	\$0.00	\$0.00	\$31,629.75	\$18,370.25
296001 Relaciones y accesorios menores de maq	\$50,000.00	\$0.00	\$0.00	\$15,653.07	\$0.00	\$0.00	\$1,392.00	\$14,381.68	\$0.00	\$0.00	\$0.00	\$0.00	\$0.00	\$31,629.75	\$18,370.25
300000 SERVICIOS GENERALES	\$4,337,410.76	\$35,259.70	\$406,051.67	\$247,381.80	\$262,180.44	\$216,519.23	\$174,327.01	\$385,161.19	\$0.00	\$0.00	\$0.00	\$0.00	\$0.00	\$1,785,991.31	\$2,551,419.45
310000 Servicios básicos	\$95,000.00	\$2,793.00	\$3,193.00	\$2,791.00	\$2,791.00	\$4,995.00	\$2,794.00	\$2,791.00	\$0.00	\$0.00	\$0.00	\$0.00	\$0.00	\$22,157.00	\$72,843.00
313000 Agua	\$25,000.00	\$0.00	\$0.00	\$0.00	\$0.00	\$0.00	\$0.00	\$0.00	\$0.00	\$0.00	\$0.00	\$0.00	\$0.00	\$0.00	\$25,000.00
313001 Servicio de Agua	\$25,000.00	\$0.00	\$0.00	\$0.00	\$0.00	\$0.00	\$0.00	\$0.00	\$0.00	\$0.00	\$0.00	\$0.00	\$0.00	\$0.00	\$25,000.00
314000 Telefonía tradicional	\$60,000.00	\$2,793.00	\$3,193.00	\$2,791.00	\$2,791.00	\$2,795.00	\$2,794.00	\$2,791.00	\$0.00	\$0.00	\$0.00	\$0.00	\$0.00	\$19,957.00	\$40,043.00
314001 Servicio Telefónico Tradicional	\$60,000.00	\$2,793.00	\$3,193.00	\$2,791.00	\$2,791.00	\$2,795.00	\$2,794.00	\$2,791.00	\$0.00	\$0.00	\$0.00	\$0.00	\$0.00	\$19,957.00	\$40,043.00
317000 Servicios de acceso de internet, redes y pr	\$5,000.00	\$0.00	\$0.00	\$0.00	\$0.00	\$0.00	\$0.00	\$0.00	\$0.00	\$0.00	\$0.00	\$0.00	\$0.00	\$0.00	\$5,000.00
317001 Servicios de Constitución de Señales Analó	\$5,000.00	\$0.00	\$0.00	\$0.00	\$0.00	\$0.00	\$0.00	\$0.00	\$0.00	\$0.00	\$0.00	\$0.00	\$0.00	\$0.00	\$5,000.00
319000 Servicios integrales y otros servicios	\$5,000.00	\$0.00	\$0.00	\$0.00	\$0.00	\$2,200.00	\$0.00	\$0.00	\$0.00	\$0.00	\$0.00	\$0.00	\$0.00	\$2,200.00	\$2,800.00
319001 Servicios integrales y otros servicios	\$5,000.00	\$0.00	\$0.00	\$0.00	\$0.00	\$2,200.00	\$0.00	\$0.00	\$0.00	\$0.00	\$0.00	\$0.00	\$0.00	\$2,200.00	\$2,800.00
320000 Servicios de arrendamiento	\$1,038,991.19	\$0.00	\$139,200.00	\$41,761.00	\$82,940.00	\$12,039.20	\$10,440.00	\$37,421.00	\$0.00	\$0.00	\$0.00	\$0.00	\$0.00	\$343,603.20	\$695,387.99
323000 Arrendamiento de mobiliario y equipo de a	\$19,999.99	\$0.00	\$0.00	\$0.00	\$0.00	\$0.00	\$0.00	\$0.00	\$0.00	\$0.00	\$0.00	\$0.00	\$0.00	\$0.00	\$19,999.99
323002 Arrendamiento de Equipo de Fotocopiado	\$19,999.99	\$0.00	\$0.00	\$0.00	\$0.00	\$0.00	\$0.00	\$0.00	\$0.00	\$0.00	\$0.00	\$0.00	\$0.00	\$0.00	\$19,999.99
325000 Arrendamiento de equipo de transporte	\$400,000.00	\$0.00	\$0.00	\$0.00	\$0.00	\$0.00	\$0.00	\$0.00	\$0.00	\$0.00	\$0.00	\$0.00	\$0.00	\$0.00	\$400,000.00
325001 Servicios de arrendamiento de vehículos y	\$400,000.00	\$0.00	\$0.00	\$0.00	\$0.00	\$0.00	\$0.00	\$0.00	\$0.00	\$0.00	\$0.00	\$0.00	\$0.00	\$0.00	\$400,000.00
326000 Arrendamiento de maquinaria, otros equipc	\$400,000.00	\$0.00	\$139,200.00	\$41,761.00	\$0.00	\$0.00	\$10,440.00	\$6,951.00	\$0.00	\$0.00	\$0.00	\$0.00	\$0.00	\$199,360.00	\$200,640.00
326001 Arrendamiento de Maquinaria y Equipo	\$400,000.00	\$0.00	\$139,200.00	\$41,761.00	\$0.00	\$0.00	\$10,440.00	\$6,951.00	\$0.00	\$0.00	\$0.00	\$0.00	\$0.00	\$199,360.00	\$200,640.00
327000 Arrendamiento de activos intangibles	\$12,600.00	\$0.00	\$0.00	\$0.00	\$0.00	\$0.00	\$0.00	\$12,600.00	\$0.00	\$0.00	\$0.00	\$0.00	\$0.00	\$12,600.00	\$0.00
327001 Arrendamiento de activos intangibles	\$12,600.00	\$0.00	\$0.00	\$0.00	\$0.00	\$0.00	\$0.00	\$12,600.00	\$0.00	\$0.00	\$0.00	\$0.00	\$0.00	\$12,600.00	\$0.00
329000 Otros arrendamientos	\$206,391.20	\$0.00	\$0.00	\$0.00	\$82,940.00	\$12,039.20	\$0.00	\$17,851.00	\$0.00	\$0.00	\$0.00	\$0.00	\$0.00	\$132,643.20	\$73,748.00
329001 Otros arrendamientos	\$206,391.20	\$0.00	\$0.00	\$0.00	\$82,940.00	\$12,039.20	\$0.00	\$17,851.00	\$0.00	\$0.00	\$0.00	\$0.00	\$0.00	\$132,643.20	\$73,748.00
330000 Servicios profesionales, científicos, técni	\$194,300.00	\$0.00	\$0.00	\$4,061.00	\$0.00	\$41,900.00	\$0.00	\$56,551.00	\$0.00	\$0.00	\$0.00	\$0.00	\$0.00	\$102,510.00	\$91,790.00
331000 Servicios legales, de contabilidad, auditoría	\$37,400.00	\$0.00	\$0.00	\$4,061.00	\$0.00	\$0.00	\$0.00	\$21,750.00	\$0.00	\$0.00	\$0.00	\$0.00	\$0.00	\$25,810.00	\$11,590.00
331001 Servicios legales	\$30,000.00	\$0.00	\$0.00	\$4,061.00	\$0.00	\$0.00	\$0.00	\$21,750.00	\$0.00	\$0.00	\$0.00	\$0.00	\$0.00	\$25,810.00	\$4,190.00
331002 Servicios de contabilidad, auditoría y servic	\$7,400.00	\$0.00	\$0.00	\$0.00	\$0.00	\$0.00	\$0.00	\$0.00	\$0.00	\$0.00	\$0.00	\$0.00	\$0.00	\$0.00	\$7,400.00
332000 Servicios de diseño, arquitectura, ingeniería	\$50,000.00	\$0.00	\$0.00	\$0.00	\$0.00	\$0.00	\$0.00	\$0.00	\$0.00	\$0.00	\$0.00	\$0.00	\$0.00	\$0.00	\$50,000.00
332001 Servicios de arquitectura, ingeniería y activ	\$50,000.00	\$0.00	\$0.00	\$0.00	\$0.00	\$0.00	\$0.00	\$0.00	\$0.00	\$0.00	\$0.00	\$0.00	\$0.00	\$0.00	\$50,000.00
334000 Servicios de capacitación	\$106,900.00	\$0.00	\$0.00	\$0.00	\$0.00	\$41,900.00	\$0.00	\$34,800.00	\$0.00	\$0.00	\$0.00	\$0.00	\$0.00	\$76,700.00	\$30,200.00
334001 Capacitación	\$106,900.00	\$0.00	\$0.00	\$0.00	\$0.00	\$41,900.00	\$0.00	\$34,800.00	\$0.00	\$0.00	\$0.00	\$0.00	\$0.00	\$76,700.00	\$30,200.00
340000 Servicios financieros, bancarios y comer	\$30,000.00	\$0.00	\$0.00	\$0.00	\$0.00	\$0.00	\$0.00	\$9,281.80	\$0.00	\$0.00	\$0.00	\$0.00	\$0.00	\$9,281.80	\$20,718.20
341000 Servicios financieros y bancarios	\$10,000.00	\$0.00	\$0.00	\$0.00	\$0.00	\$0.00	\$0.00	\$0.00	\$0.00	\$0.00	\$0.00	\$0.00	\$0.00	\$0.00	\$10,000.00
341001 Intereses, Descuentos, y otros Servicios Fi	\$10,000.00	\$0.00	\$0.00	\$0.00	\$0.00	\$0.00	\$0.00	\$0.00	\$0.00	\$0.00	\$0.00	\$0.00	\$0.00	\$0.00	\$10,000.00
345000 Seguro de bienes patrimoniales	\$15,000.00	\$0.00	\$0.00	\$0.00	\$0.00	\$0.00	\$0.00	\$9,281.80	\$0.00	\$0.00	\$0.00	\$0.00	\$0.00	\$9,281.80	\$5,718.20
345001 Seguros	\$15,000.00	\$0.00	\$0.00	\$0.00	\$0.00	\$0.00	\$0.00	\$9,281.80	\$0.00	\$0.00	\$0.00	\$0.00	\$0.00	\$9,281.80	\$5,718.20
349000 Servicios financieros, bancarios y comercia	\$5,000.00	\$0.00	\$0.00	\$0.00	\$0.00	\$0.00	\$0.00	\$0.00	\$0.00	\$0.00	\$0.00	\$0.00	\$0.00	\$0.00	\$5,000.00



2020-2024



2020-2024



2020-2024

MUNICIPIO DE FRANCISCO I. MADERO, HIDALGO

Análítico Mensual Egresos Pagados por Fuente de Financiamiento al 31/jul 21

(Cuentas con Movimientos)

(Cifras en pesos y centavos)


Fecha y 21-Julio-2021

hora de Impresión 02:12 p. m.



Usu. supervisor
Rep. rptAnalíticoPresupuestoEgresos_FF

Objeto del Gasto	Presupuesto Vigente	Ene	Feb	Mar	Abr	May	Jun	Jul	Ago	Sep	Oct	Nov	Dic	Total	Diferencia (Vigencia - Total)
349001 Servicios financieros, bancarios y comercio	\$5,000.00	\$0.00	\$0.00	\$0.00	\$0.00	\$0.00	\$0.00	\$0.00	\$0.00	\$0.00	\$0.00	\$0.00	\$0.00	\$0.00	\$5,000.00
350000 Servicios de instalación, reparación, mar	\$1,965,264.21	\$12,890.90	\$230,739.47	\$67,351.04	\$51,910.00	\$6,555.60	\$9,179.00	\$215,054.89	\$0.00	\$0.00	\$0.00	\$0.00	\$0.00	\$373,599.70	\$1,591,664.51
351000 Conservación y mantenimiento menor de in	\$889,346.21	\$14,940.00	\$20,378.61	\$51,961.20	\$1,996.00	\$6,413.60	\$6,579.00	\$10,442.09	\$0.00	\$0.00	\$0.00	\$0.00	\$0.00	\$123,010.50	\$766,337.71
351001 Conservación y mantenimiento menor de in	\$889,346.21	\$14,940.00	\$20,378.61	\$51,961.20	\$1,996.00	\$6,413.60	\$6,579.00	\$10,442.09	\$0.00	\$0.00	\$0.00	\$0.00	\$0.00	\$123,010.50	\$766,337.71
352000 Instalación, reparación y mantenimiento de	\$1,520.00	\$0.00	\$0.00	\$0.00	\$0.00	\$0.00	\$0.00	\$0.00	\$0.00	\$0.00	\$0.00	\$0.00	\$0.00	\$0.00	\$1,520.00
352001 Mantenimiento de Mobiliario y Equipo de Av	\$1,520.00	\$0.00	\$0.00	\$0.00	\$0.00	\$0.00	\$0.00	\$0.00	\$0.00	\$0.00	\$0.00	\$0.00	\$0.00	\$0.00	\$1,520.00
353000 Instalación, reparación y mantenimiento de	\$25,000.00	\$0.00	\$0.00	\$0.00	\$0.00	\$0.00	\$1,600.00	\$0.00	\$0.00	\$0.00	\$0.00	\$0.00	\$0.00	\$1,600.00	\$23,400.00
353001 Mantenimiento de bienes Informáticos	\$25,000.00	\$0.00	\$0.00	\$0.00	\$0.00	\$0.00	\$1,600.00	\$0.00	\$0.00	\$0.00	\$0.00	\$0.00	\$0.00	\$1,600.00	\$23,400.00
355000 Reparación y mantenimiento de equipo de l	\$550,000.00	\$14,909.70	\$210,360.86	\$25,319.84	\$1,392.00	\$0.00	\$0.00	\$201,932.80	\$0.00	\$0.00	\$0.00	\$0.00	\$0.00	\$153,611.20	\$96,388.80
355001 Mantenimiento de Vehículos	\$550,000.00	\$14,909.70	\$210,360.86	\$25,319.84	\$1,392.00	\$0.00	\$0.00	\$201,932.80	\$0.00	\$0.00	\$0.00	\$0.00	\$0.00	\$153,611.20	\$96,388.80
357000 Instalación, reparación y mantenimiento de	\$450,000.00	\$13,141.20	\$0.00	\$10,091.00	\$48,522.00	\$142.00	\$0.00	\$0.00	\$0.00	\$0.00	\$0.00	\$0.00	\$0.00	\$91,898.00	\$258,102.00
357001 Mantenimiento de Maquinaria y Equipo	\$450,000.00	\$13,141.20	\$0.00	\$10,091.00	\$48,522.00	\$142.00	\$0.00	\$0.00	\$0.00	\$0.00	\$0.00	\$0.00	\$0.00	\$91,898.00	\$258,102.00
358000 Servicios de limpieza y manejo de desecho	\$49,396.00	\$0.00	\$0.00	\$0.00	\$0.00	\$0.00	\$0.00	\$3,480.00	\$0.00	\$0.00	\$0.00	\$0.00	\$0.00	\$3,480.00	\$45,916.00
358001 Servicio de Lavandería Limpieza y Fumigac	\$49,396.00	\$0.00	\$0.00	\$0.00	\$0.00	\$0.00	\$0.00	\$3,480.00	\$0.00	\$0.00	\$0.00	\$0.00	\$0.00	\$3,480.00	\$45,916.00
360000 Servicios de comunicación social y publi	\$242,510.00	\$0.00	\$13,320.00	\$43,831.76	\$10,618.00	\$24,240.00	\$8,120.00	\$8,120.00	\$0.00	\$0.00	\$0.00	\$0.00	\$0.00	\$125,089.76	\$117,420.24
361000 Difusión por radio, televisión y otros medio	\$100,000.00	\$0.00	\$13,320.00	\$24,401.76	\$18,618.00	\$8,120.00	\$8,120.00	\$8,120.00	\$0.00	\$0.00	\$0.00	\$0.00	\$0.00	\$81,299.76	\$18,700.24
361001 Difusión de programas y actividades guben	\$100,000.00	\$0.00	\$13,320.00	\$24,401.76	\$18,618.00	\$8,120.00	\$8,120.00	\$8,120.00	\$0.00	\$0.00	\$0.00	\$0.00	\$0.00	\$81,299.76	\$18,700.24
362000 Difusión por radio, televisión y otros medio	\$50,000.00	\$0.00	\$0.00	\$0.00	\$0.00	\$0.00	\$0.00	\$0.00	\$0.00	\$0.00	\$0.00	\$0.00	\$0.00	\$0.00	\$50,000.00
362001 Difusión por radio, televisión y otros medio	\$50,000.00	\$0.00	\$0.00	\$0.00	\$0.00	\$0.00	\$0.00	\$0.00	\$0.00	\$0.00	\$0.00	\$0.00	\$0.00	\$0.00	\$50,000.00
366000 Servicio de creación y difusión de contenid	\$92,510.00	\$0.00	\$0.00	\$19,431.00	\$0.00	\$16,240.00	\$8,120.00	\$0.00	\$0.00	\$0.00	\$0.00	\$0.00	\$0.00	\$43,790.00	\$48,720.00
366001 Servicio de creación y difusión de contenid	\$92,510.00	\$0.00	\$0.00	\$19,431.00	\$0.00	\$16,240.00	\$8,120.00	\$0.00	\$0.00	\$0.00	\$0.00	\$0.00	\$0.00	\$43,790.00	\$48,720.00
370000 Servicios de traslado y viáticos	\$150,000.00	\$0.00	\$0.00	\$0.00	\$0.00	\$0.00	\$0.00	\$12,336.00	\$0.00	\$0.00	\$0.00	\$0.00	\$0.00	\$12,336.00	\$137,664.00
371000 Pasajes aéreo	\$12,336.00	\$0.00	\$0.00	\$0.00	\$0.00	\$0.00	\$0.00	\$12,336.00	\$0.00	\$0.00	\$0.00	\$0.00	\$0.00	\$12,336.00	\$0.00
371001 Pasajes aéreo	\$12,336.00	\$0.00	\$0.00	\$0.00	\$0.00	\$0.00	\$0.00	\$12,336.00	\$0.00	\$0.00	\$0.00	\$0.00	\$0.00	\$12,336.00	\$0.00
375000 Viáticos en el país	\$37,664.00	\$0.00	\$0.00	\$0.00	\$0.00	\$0.00	\$0.00	\$0.00	\$0.00	\$0.00	\$0.00	\$0.00	\$0.00	\$0.00	\$37,664.00
375001 Viáticos en el país	\$37,664.00	\$0.00	\$0.00	\$0.00	\$0.00	\$0.00	\$0.00	\$0.00	\$0.00	\$0.00	\$0.00	\$0.00	\$0.00	\$0.00	\$37,664.00
376000 Viáticos en el extranjero	\$50,000.00	\$0.00	\$0.00	\$0.00	\$0.00	\$0.00	\$0.00	\$0.00	\$0.00	\$0.00	\$0.00	\$0.00	\$0.00	\$0.00	\$50,000.00
376001 Viáticos en el extranjero	\$50,000.00	\$0.00	\$0.00	\$0.00	\$0.00	\$0.00	\$0.00	\$0.00	\$0.00	\$0.00	\$0.00	\$0.00	\$0.00	\$0.00	\$50,000.00
378000 Servicios Integrales de traslado y viáticos	\$50,000.00	\$0.00	\$0.00	\$0.00	\$0.00	\$0.00	\$0.00	\$0.00	\$0.00	\$0.00	\$0.00	\$0.00	\$0.00	\$0.00	\$50,000.00
378001 Servicios Integrales de traslado y viáticos	\$50,000.00	\$0.00	\$0.00	\$0.00	\$0.00	\$0.00	\$0.00	\$0.00	\$0.00	\$0.00	\$0.00	\$0.00	\$0.00	\$0.00	\$50,000.00
380000 Servicios oficiales	\$501,345.55	\$9,575.60	\$18,399.40	\$67,570.00	\$105,917.71	\$105,669.43	\$133,513.01	\$46,543.50	\$0.00	\$0.00	\$0.00	\$0.00	\$0.00	\$187,888.05	\$13,456.50
382000 Gastos de orden social y cultural	\$501,345.55	\$9,575.60	\$18,399.40	\$67,570.00	\$105,917.71	\$105,669.43	\$133,513.01	\$46,543.50	\$0.00	\$0.00	\$0.00	\$0.00	\$0.00	\$187,888.05	\$13,456.50
382001 Gastos de orden social	\$501,345.55	\$9,575.60	\$18,399.40	\$67,570.00	\$105,917.71	\$105,669.43	\$133,513.01	\$46,543.50	\$0.00	\$0.00	\$0.00	\$0.00	\$0.00	\$187,888.05	\$13,456.50
390000 Otros servicios generales	\$120,000.00	\$0.00	\$0.00	\$0.00	\$0.00	\$0.00	\$3,061.00	\$6,264.00	\$0.00	\$0.00	\$0.00	\$0.00	\$0.00	\$9,325.00	\$110,675.00
392000 Impuestos y derechos	\$100,000.00	\$0.00	\$0.00	\$0.00	\$0.00	\$0.00	\$3,061.00	\$0.00	\$0.00	\$0.00	\$0.00	\$0.00	\$0.00	\$3,061.00	\$96,939.00
392006 Pago de derechos	\$100,000.00	\$0.00	\$0.00	\$0.00	\$0.00	\$0.00	\$3,061.00	\$0.00	\$0.00	\$0.00	\$0.00	\$0.00	\$0.00	\$3,061.00	\$96,939.00
396000 Otros gastos por responsabilidades	\$10,000.00	\$0.00	\$0.00	\$0.00	\$0.00	\$0.00	\$0.00	\$0.00	\$0.00	\$0.00	\$0.00	\$0.00	\$0.00	\$0.00	\$10,000.00
396001 Otros gastos por responsabilidades	\$10,000.00	\$0.00	\$0.00	\$0.00	\$0.00	\$0.00	\$0.00	\$0.00	\$0.00	\$0.00	\$0.00	\$0.00	\$0.00	\$0.00	\$10,000.00
399000 Otros servicios generales	\$10,000.00	\$0.00	\$0.00	\$0.00	\$0.00	\$0.00	\$0.00	\$6,264.00	\$0.00	\$0.00	\$0.00	\$0.00	\$0.00	\$6,264.00	\$3,736.00
399001 Exámenes Toxicológicos	\$10,000.00	\$0.00	\$0.00	\$0.00	\$0.00	\$0.00	\$0.00	\$6,264.00	\$0.00	\$0.00	\$0.00	\$0.00	\$0.00	\$6,264.00	\$3,736.00



MUNICIPIO DE FRANCISCO I. MADERO, HIDALGO
HIDALGO

Análisis Mensual Egresos Pagados por Fuente de Financiamiento al 31/jul 21

(Cuentas con Movimientos)

(Cifras en pesos y centavos)


Fecha y 21/ago/2021

hora de Impresión 02:12 p. m.



Usu: supervisor
Rep: rptAnalisisPresupuestoEgresos_FF

Objeto del Gasto	Presupuesto Vigente	Ene	Feb	Mar	Abr	May	Jun	Jul	Ag	Sep	Oct	Nov	Dic	Total	Diferencia (Vigente - Total)
400000 TRANSFERENCIAS, ASIGNACIONES	\$1,686,674.16	\$11,347.10	\$50,632.60	\$42,543.51	\$183,683.12	\$115,307.99	\$251,979.26	\$160,921.20	\$0.00	\$0.00	\$0.00	\$1.00	\$0.00	\$304,423.59	\$102,251.06
440000 Ayudas sociales	\$1,686,674.16	\$11,347.10	\$50,632.60	\$42,543.51	\$183,683.12	\$115,307.99	\$251,979.26	\$160,921.20	\$0.00	\$0.00	\$0.00	\$1.00	\$0.00	\$304,423.59	\$102,251.06
441000 Ayudas sociales a personas	\$465,053.15	\$15,107.10	\$50,632.60	\$37,093.51	\$172,756.14	\$14,691.50	\$159,083.80	\$14,930.00	\$0.00	\$0.00	\$0.00	\$1.00	\$0.00	\$164,243.05	\$810.60
441001 Ayudas sociales a personas	\$465,053.15	\$15,107.10	\$50,632.60	\$37,093.51	\$172,756.14	\$14,691.50	\$159,083.80	\$14,930.00	\$0.00	\$0.00	\$0.00	\$1.00	\$0.00	\$164,243.05	\$810.60
443000 Ayudas sociales a Instituciones de enseñanza	\$50,000.00	\$0.00	\$0.00	\$0.00	\$0.00	\$0.00	\$5,634.17	\$3,857.00	\$0.00	\$0.00	\$0.00	\$1.00	\$0.00	\$9,501.17	\$40,498.83
443001 Ayudas sociales a Instituciones de enseñanza	\$50,000.00	\$0.00	\$0.00	\$0.00	\$0.00	\$0.00	\$5,634.17	\$3,857.00	\$0.00	\$0.00	\$0.00	\$1.00	\$0.00	\$9,501.17	\$40,498.83
444000 Ayudas sociales a actividades científicas o	\$50,000.00	\$0.00	\$0.00	\$2,000.00	\$2,000.00	\$0.00	\$0.00	\$1.00	\$0.00	\$0.00	\$0.00	\$1.00	\$0.00	\$4,000.00	\$46,000.00
444001 Ayudas sociales a actividades científicas o	\$50,000.00	\$0.00	\$0.00	\$2,000.00	\$2,000.00	\$0.00	\$0.00	\$1.00	\$0.00	\$0.00	\$0.00	\$1.00	\$0.00	\$4,000.00	\$46,000.00
445000 Ayudas sociales a Instituciones sin fines de	\$352,500.00	\$0.00	\$0.00	\$3,480.00	\$803.18	\$15,509.34	\$52,421.84	\$45,551.00	\$0.00	\$0.00	\$0.00	\$1.00	\$0.00	\$120,172.05	\$234,327.95
445001 Subsidios para el Fomento Deportivo	\$50,000.00	\$0.00	\$0.00	\$1.00	\$0.00	\$0.00	\$36,799.84	\$12,743.00	\$0.00	\$0.00	\$0.00	\$1.00	\$0.00	\$49,543.84	\$458.16
445002 Subsidios a organizaciones diversas	\$302,500.00	\$0.00	\$0.00	\$3,480.00	\$803.18	\$15,509.34	\$15,622.00	\$32,818.00	\$0.00	\$0.00	\$0.00	\$1.00	\$0.00	\$76,630.21	\$223,869.79
446000 Ayudas sociales a cooperativas	\$769,121.00	\$16,240.00	\$0.00	\$1.00	\$8,121.00	\$14,708.15	\$34,939.45	\$124,591.20	\$0.00	\$0.00	\$0.00	\$1.00	\$0.00	\$278,507.30	\$490,613.70
446001 Ayudas sociales a cooperativas	\$769,121.00	\$16,240.00	\$0.00	\$1.00	\$8,121.00	\$14,708.15	\$34,939.45	\$124,591.20	\$0.00	\$0.00	\$0.00	\$1.00	\$0.00	\$278,507.30	\$490,613.70
500000 BIENES MUEBLES, INMUEBLES E I	\$363,056.14	\$11,375.01	\$54,516.04	\$7,203.00	\$0.00	\$0.00	\$22,620.00	\$1.00	\$0.00	\$0.00	\$0.00	\$1.00	\$0.00	\$115,713.89	\$247,344.99
510000 Mobiliario y equipo de administración	\$150,436.14	\$0.00	\$10,436.84	\$1.00	\$0.00	\$0.00	\$0.00	\$1.00	\$0.00	\$0.00	\$0.00	\$1.00	\$0.00	\$10,438.84	\$40,000.00
511000 Muebles de oficina y estantería	\$100,000.00	\$0.00	\$0.00	\$1.00	\$0.00	\$0.00	\$0.00	\$1.00	\$0.00	\$0.00	\$0.00	\$1.00	\$0.00	\$0.00	\$100,000.00
511001 Muebles de oficina y estantería	\$100,000.00	\$0.00	\$0.00	\$1.00	\$0.00	\$0.00	\$0.00	\$1.00	\$0.00	\$0.00	\$0.00	\$1.00	\$0.00	\$0.00	\$100,000.00
515000 Equipo de cómputo y de tecnología de la in	\$50,436.14	\$0.00	\$10,436.84	\$1.00	\$0.00	\$0.00	\$0.00	\$0.00	\$0.00	\$0.00	\$0.00	\$1.00	\$0.00	\$10,438.84	\$40,000.00
515001 Bienes informáticos	\$50,436.14	\$0.00	\$10,436.84	\$1.00	\$0.00	\$0.00	\$0.00	\$1.00	\$0.00	\$0.00	\$0.00	\$1.00	\$0.00	\$10,438.84	\$40,000.00
520000 Mobiliario y equipo educacional y recreat	\$47,620.00	\$0.00	\$0.00	\$1.00	\$0.00	\$0.00	\$22,620.00	\$1.00	\$0.00	\$0.00	\$0.00	\$1.00	\$0.00	\$22,620.00	\$25,000.00
521000 Equipos y aparatos audiovisuales	\$25,000.00	\$0.00	\$0.00	\$1.00	\$0.00	\$0.00	\$0.00	\$1.00	\$0.00	\$0.00	\$0.00	\$1.00	\$0.00	\$0.00	\$25,000.00
521001 Equipos y aparatos audiovisuales	\$25,000.00	\$0.00	\$0.00	\$1.00	\$0.00	\$0.00	\$0.00	\$1.00	\$0.00	\$0.00	\$0.00	\$1.00	\$0.00	\$0.00	\$25,000.00
523000 Cámaras fotográficas y de video	\$22,620.00	\$0.00	\$0.00	\$1.00	\$0.00	\$0.00	\$22,620.00	\$1.00	\$0.00	\$0.00	\$0.00	\$1.00	\$0.00	\$22,620.00	\$0.00
523001 Cámaras fotográficas y de video	\$22,620.00	\$0.00	\$0.00	\$1.00	\$0.00	\$0.00	\$22,620.00	\$1.00	\$0.00	\$0.00	\$0.00	\$1.00	\$0.00	\$22,620.00	\$0.00
530000 Equipo e instrumental médico y de labor	\$90,000.00	\$0.00	\$44,080.00	\$7,203.00	\$0.00	\$0.00	\$0.00	\$1.00	\$0.00	\$0.00	\$0.00	\$1.00	\$0.00	\$51,280.00	\$38,720.00
531000 Equipo médico y de laboratorio	\$80,000.00	\$0.00	\$44,080.00	\$1.00	\$0.00	\$0.00	\$0.00	\$1.00	\$0.00	\$0.00	\$0.00	\$1.00	\$0.00	\$44,080.00	\$35,920.00
531001 Equipo médico y de laboratorio	\$80,000.00	\$0.00	\$44,080.00	\$1.00	\$0.00	\$0.00	\$0.00	\$1.00	\$0.00	\$0.00	\$0.00	\$1.00	\$0.00	\$44,080.00	\$35,920.00
532000 Instrumental médico y de laboratorio	\$10,000.00	\$0.00	\$0.00	\$7,203.00	\$0.00	\$0.00	\$0.00	\$1.00	\$0.00	\$0.00	\$0.00	\$1.00	\$0.00	\$7,200.00	\$2,800.00
532001 Instrumental médico y de laboratorio	\$10,000.00	\$0.00	\$0.00	\$7,203.00	\$0.00	\$0.00	\$0.00	\$1.00	\$0.00	\$0.00	\$0.00	\$1.00	\$0.00	\$7,200.00	\$2,800.00
560000 Maquinaria, otros equipos y herramientas	\$75,000.00	\$31,375.01	\$0.00	\$1.00	\$0.00	\$0.00	\$0.00	\$1.00	\$0.00	\$0.00	\$0.00	\$1.00	\$0.00	\$31,375.01	\$43,624.99
567000 Herramientas y máquinas-herramienta	\$75,000.00	\$31,375.01	\$0.00	\$1.00	\$0.00	\$0.00	\$0.00	\$1.00	\$0.00	\$0.00	\$0.00	\$1.00	\$0.00	\$31,375.01	\$43,624.99
567001 Herramientas y Máquinas-Herramientas	\$75,000.00	\$31,375.01	\$0.00	\$1.00	\$0.00	\$0.00	\$0.00	\$1.00	\$0.00	\$0.00	\$0.00	\$1.00	\$0.00	\$31,375.01	\$43,624.99
600000 INVERSION PUBLICA	\$446,745.14	\$0.00	\$0.00	\$1.00	\$0.00	\$0.00	\$0.00	\$1.00	\$0.00	\$0.00	\$0.00	\$1.00	\$0.00	\$0.00	\$446,745.14
610000 Obra pública en bienes de dominio públi	\$446,745.14	\$0.00	\$0.00	\$1.00	\$0.00	\$0.00	\$0.00	\$1.00	\$0.00	\$0.00	\$0.00	\$1.00	\$0.00	\$0.00	\$446,745.14
614000 División de terrenos y construcción de obra	\$446,745.14	\$0.00	\$0.00	\$1.00	\$0.00	\$0.00	\$0.00	\$1.00	\$0.00	\$0.00	\$0.00	\$1.00	\$0.00	\$0.00	\$446,745.14
614001 División de terrenos y construcción de obra	\$446,745.14	\$0.00	\$0.00	\$1.00	\$0.00	\$0.00	\$0.00	\$1.00	\$0.00	\$0.00	\$0.00	\$1.00	\$0.00	\$0.00	\$446,745.14
615000 Construcción de vías de comunicación	\$200,000.00	\$0.00	\$0.00	\$1.00	\$0.00	\$0.00	\$0.00	\$1.00	\$0.00	\$0.00	\$0.00	\$1.00	\$0.00	\$0.00	\$200,000.00
615001 Construcción de vías de comunicación	\$200,000.00	\$0.00	\$0.00	\$1.00	\$0.00	\$0.00	\$0.00	\$1.00	\$0.00	\$0.00	\$0.00	\$1.00	\$0.00	\$0.00	\$200,000.00
RECURSOS PROPIOS 2021	\$11,004,497.6	\$464,043.93	\$1,025,539.43	\$613,054.21	\$644,553.10	\$611,954.75	\$647,988.47	\$895,351.20	\$0.00	\$0.00	\$0.00	\$11.00	\$0.00	\$4,303,403.27	\$6,701,094.47



MUNICIPIO DE FRANCISCO I. MADERO, HIDALGO
HIDALGO

Análisis Mensual Egresos Pagados por Fuente de Financiamiento al 31/jul. 21

(Cuentas con Movimientos)

(Cifras en pesos y centavos)

Fecha y 24/ago./2024

hora de Impresión 12:12 p. m.



Usu: supervisor
Rep: rptAnaliticoPresupuestoEgresos_FF

Objeto del Gasto	Presupuesto Vigente	Ene	Feb	Mar	Abr	May	Jun	Jul	Agg	Sep	Oct	Nov	Dic	Total	Diferencia (Vigente - Total)
1121 BENEFICIARIOS FAISM 2017															
600000 INVERSION PUBLICA	\$41,574.61	\$0.00	\$0.00	\$3.00	\$0.00	\$0.00	\$0.00	\$3.00	\$0.00	\$0.00	\$0.00	\$3.00	\$0.00	\$0.00	\$41,574.61
610000 Obra pública en bienes de dominio público	\$41,574.61	\$0.00	\$0.00	\$3.00	\$0.00	\$0.00	\$0.00	\$3.00	\$0.00	\$0.00	\$0.00	\$3.00	\$0.00	\$0.00	\$41,574.61
613000 Construcción de obras para el abastecimiento	\$39,574.61	\$0.00	\$0.00	\$3.00	\$0.00	\$0.00	\$0.00	\$3.00	\$0.00	\$0.00	\$0.00	\$3.00	\$0.00	\$0.00	\$39,574.61
613001 Construcción de obras para el abastecimiento	\$39,574.61	\$0.00	\$0.00	\$3.00	\$0.00	\$0.00	\$0.00	\$3.00	\$0.00	\$0.00	\$0.00	\$3.00	\$0.00	\$0.00	\$39,574.61
617000 Instalaciones y equipamiento en construcción	\$2,000.00	\$0.00	\$0.00	\$0.00	\$0.00	\$0.00	\$0.00	\$0.00	\$0.00	\$0.00	\$0.00	\$0.00	\$0.00	\$0.00	\$2,000.00
617001 Instalaciones y equipamiento en construcción	\$2,000.00	\$0.00	\$0.00	\$0.00	\$0.00	\$0.00	\$0.00	\$0.00	\$0.00	\$0.00	\$0.00	\$0.00	\$0.00	\$0.00	\$2,000.00
BENEFICIARIOS FAISM 2017	\$41,574.61	\$0.00	\$0.00	\$3.00	\$0.00	\$0.00	\$0.00	\$3.00	\$0.00	\$0.00	\$0.00	\$3.00	\$0.00	\$0.00	\$41,574.61
1122 BENEFICIARIOS FAISM 2018															
600000 INVERSION PUBLICA	\$60,747.70	\$0.00	\$0.00	\$3.00	\$0.00	\$0.00	\$0.00	\$3.00	\$0.00	\$0.00	\$0.00	\$3.00	\$0.00	\$0.00	\$60,747.70
610000 Obra pública en bienes de dominio público	\$60,747.70	\$0.00	\$0.00	\$3.00	\$0.00	\$0.00	\$0.00	\$3.00	\$0.00	\$0.00	\$0.00	\$3.00	\$0.00	\$0.00	\$60,747.70
613000 Construcción de obras para el abastecimiento	\$53,749.65	\$0.00	\$0.00	\$3.00	\$0.00	\$0.00	\$0.00	\$3.00	\$0.00	\$0.00	\$0.00	\$3.00	\$0.00	\$0.00	\$53,749.65
613001 Construcción de obras para el abastecimiento	\$53,749.65	\$0.00	\$0.00	\$3.00	\$0.00	\$0.00	\$0.00	\$3.00	\$0.00	\$0.00	\$0.00	\$3.00	\$0.00	\$0.00	\$53,749.65
615000 Construcción de vías de comunicación	\$6,998.05	\$0.00	\$0.00	\$0.00	\$0.00	\$0.00	\$0.00	\$0.00	\$0.00	\$0.00	\$0.00	\$0.00	\$0.00	\$0.00	\$6,998.05
615001 Construcción de vías de comunicación	\$6,998.05	\$0.00	\$0.00	\$0.00	\$0.00	\$0.00	\$0.00	\$0.00	\$0.00	\$0.00	\$0.00	\$0.00	\$0.00	\$0.00	\$6,998.05
BENEFICIARIOS FAISM 2018	\$60,747.70	\$0.00	\$0.00	\$3.00	\$0.00	\$0.00	\$0.00	\$3.00	\$0.00	\$0.00	\$0.00	\$3.00	\$0.00	\$0.00	\$60,747.70
1123 BENEFICIARIOS FAISM 2019															
600000 INVERSION PUBLICA	\$60,264.90	\$0.00	\$0.00	\$3.00	\$0.00	\$0.00	\$0.00	\$3.00	\$0.00	\$0.00	\$0.00	\$3.00	\$0.00	\$0.00	\$60,264.90
610000 Obra pública en bienes de dominio público	\$60,264.90	\$0.00	\$0.00	\$3.00	\$0.00	\$0.00	\$0.00	\$3.00	\$0.00	\$0.00	\$0.00	\$3.00	\$0.00	\$0.00	\$60,264.90
613000 Construcción de obras para el abastecimiento	\$52,057.00	\$0.00	\$0.00	\$3.00	\$0.00	\$0.00	\$0.00	\$3.00	\$0.00	\$0.00	\$0.00	\$3.00	\$0.00	\$0.00	\$52,057.00
613001 Construcción de obras para el abastecimiento	\$52,057.00	\$0.00	\$0.00	\$3.00	\$0.00	\$0.00	\$0.00	\$3.00	\$0.00	\$0.00	\$0.00	\$3.00	\$0.00	\$0.00	\$52,057.00
615000 Construcción de vías de comunicación	\$5,497.90	\$0.00	\$0.00	\$0.00	\$0.00	\$0.00	\$0.00	\$0.00	\$0.00	\$0.00	\$0.00	\$0.00	\$0.00	\$0.00	\$5,497.90
615001 Construcción de vías de comunicación	\$5,497.90	\$0.00	\$0.00	\$0.00	\$0.00	\$0.00	\$0.00	\$0.00	\$0.00	\$0.00	\$0.00	\$0.00	\$0.00	\$0.00	\$5,497.90
617000 Instalaciones y equipamiento en construcción	\$2,710.00	\$0.00	\$0.00	\$0.00	\$0.00	\$0.00	\$0.00	\$0.00	\$0.00	\$0.00	\$0.00	\$0.00	\$0.00	\$0.00	\$2,710.00
617001 Instalaciones y equipamiento en construcción	\$2,710.00	\$0.00	\$0.00	\$0.00	\$0.00	\$0.00	\$0.00	\$0.00	\$0.00	\$0.00	\$0.00	\$0.00	\$0.00	\$0.00	\$2,710.00
BENEFICIARIOS FAISM 2019	\$60,264.90	\$0.00	\$0.00	\$3.00	\$0.00	\$0.00	\$0.00	\$3.00	\$0.00	\$0.00	\$0.00	\$3.00	\$0.00	\$0.00	\$60,264.90
1511 F.G.P. 2020															
100000 SERVICIOS PERSONALES	\$2,146.00	\$2,146.00	\$0.00	\$3.00	\$0.00	\$0.00	\$0.00	\$3.00	\$0.00	\$0.00	\$0.00	\$3.00	\$0.00	\$2,146.00	\$0.00
120000 Remuneraciones al personal de carácter	\$2,146.00	\$2,146.00	\$0.00	\$3.00	\$0.00	\$0.00	\$0.00	\$3.00	\$0.00	\$0.00	\$0.00	\$3.00	\$0.00	\$2,146.00	\$0.00
122000 Sueldos base al personal eventual	\$2,146.00	\$2,146.00	\$0.00	\$3.00	\$0.00	\$0.00	\$0.00	\$3.00	\$0.00	\$0.00	\$0.00	\$3.00	\$0.00	\$2,146.00	\$0.00
122003 Lista de Raya	\$2,146.00	\$2,146.00	\$0.00	\$3.00	\$0.00	\$0.00	\$0.00	\$3.00	\$0.00	\$0.00	\$0.00	\$3.00	\$0.00	\$2,146.00	\$0.00
300000 SERVICIOS GENERALES	\$352,361.28	\$314,654.22	\$28,309.75	\$9,393.36	\$0.00	\$0.00	\$0.00	\$3.00	\$0.00	\$0.00	\$0.00	\$3.00	\$0.00	\$352,442.35	-\$81.07



MUNICIPIO DE FRANCISCO I. MADERO, HIDALGO
HIDALGO

Análítico Mensual Egresos Pagados por Fuente de Financiamiento al 31/jul. 21

(Cuentas con Movimientos)

(Cifras en pesos y centavos)


Fecha y 24/ago./2021

hora de Impresión 12:12 p. m.



Usu: supervisor
Rep: rptAnaliticoPresupuestoEgresos_FF

Objeto del Gasto	Presupuesto Vigente	Ene	Feb	Mar	Abr	May	Jun	Jul	Ago	Sep	Oct	Nov	Dic	Total	Diferencia (Vigente - Total)
390000 Otros servicios generales	\$352,361.20	\$314,654.22	\$28,389.75	\$9,391.38	\$0.00	\$0.00	\$0.00	\$0.00	\$0.00	\$0.00	\$0.00	\$0.00	\$0.00	\$352,442.35	-\$81.07
394000 Sentencias y resoluciones por autoridad co	\$294,774.20	\$247,067.22	\$28,389.75	\$9,391.38	\$0.00	\$0.00	\$0.00	\$0.00	\$0.00	\$0.00	\$0.00	\$0.00	\$0.00	\$294,855.35	-\$81.07
394002 Sentencias y resoluciones por autoridad co	\$294,774.20	\$247,067.22	\$28,389.75	\$9,391.38	\$0.00	\$0.00	\$0.00	\$0.00	\$0.00	\$0.00	\$0.00	\$0.00	\$0.00	\$294,855.35	-\$81.07
396000 Impuesto sobre nóminas y otros que se de	\$57,587.00	\$57,587.00	\$0.00	\$0.00	\$0.00	\$0.00	\$0.00	\$0.00	\$0.00	\$0.00	\$0.00	\$0.00	\$0.00	\$57,587.00	\$0.00
396001 Impuesto sobre nóminas y otros que se de	\$57,587.00	\$57,587.00	\$0.00	\$0.00	\$0.00	\$0.00	\$0.00	\$0.00	\$0.00	\$0.00	\$0.00	\$0.00	\$0.00	\$57,587.00	\$0.00
F.G.P. 2020	\$354,507.20	\$316,800.22	\$28,389.75	\$9,391.38	\$0.00	\$0.00	\$0.00	\$0.00	\$0.00	\$0.00	\$0.00	\$0.00	\$0.00	\$354,588.35	-\$81.07
1512 F.F.M. 2020															
200000 MATERIALES Y SUMINISTROS	\$820,952.63	\$130,952.63	\$600,000.00	\$100,000.00	\$0.00	\$0.00	\$0.00	\$0.00	\$0.00	\$0.00	\$0.00	\$0.00	\$0.00	\$320,952.63	\$0.00
240000 Materiales y artículos de construcción y c	\$820,952.63	\$130,952.63	\$600,000.00	\$100,000.00	\$0.00	\$0.00	\$0.00	\$0.00	\$0.00	\$0.00	\$0.00	\$0.00	\$0.00	\$320,952.63	\$0.00
242000 Cemento y productos de concreto	\$120,952.63	\$130,952.63	\$0.00	\$0.00	\$0.00	\$0.00	\$0.00	\$0.00	\$0.00	\$0.00	\$0.00	\$0.00	\$0.00	\$120,952.63	\$0.00
242001 Cemento y productos de concreto	\$120,952.63	\$130,952.63	\$0.00	\$0.00	\$0.00	\$0.00	\$0.00	\$0.00	\$0.00	\$0.00	\$0.00	\$0.00	\$0.00	\$120,952.63	\$0.00
246000 Material eléctrico y electrónico	\$600,000.00	\$0.00	\$600,000.00	\$0.00	\$0.00	\$0.00	\$0.00	\$0.00	\$0.00	\$0.00	\$0.00	\$0.00	\$0.00	\$600,000.00	\$0.00
246001 Material Eléctrico	\$600,000.00	\$0.00	\$600,000.00	\$0.00	\$0.00	\$0.00	\$0.00	\$0.00	\$0.00	\$0.00	\$0.00	\$0.00	\$0.00	\$600,000.00	\$0.00
249000 Otros materiales y artículos de construcción	\$100,000.00	\$0.00	\$0.00	\$100,000.00	\$0.00	\$0.00	\$0.00	\$0.00	\$0.00	\$0.00	\$0.00	\$0.00	\$0.00	\$100,000.00	\$0.00
249001 Otros materiales y artículos de construcción	\$100,000.00	\$0.00	\$0.00	\$100,000.00	\$0.00	\$0.00	\$0.00	\$0.00	\$0.00	\$0.00	\$0.00	\$0.00	\$0.00	\$100,000.00	\$0.00
500000 BIENES MUEBLES, INMUEBLES E II	\$181,961.14	\$0.00	\$181,961.14	\$0.00	\$0.00	\$0.00	\$0.00	\$0.00	\$0.00	\$0.00	\$0.00	\$0.00	\$0.00	\$181,961.14	\$0.00
540000 Vehículos y equipo de transporte	\$181,961.14	\$0.00	\$181,961.14	\$0.00	\$0.00	\$0.00	\$0.00	\$0.00	\$0.00	\$0.00	\$0.00	\$0.00	\$0.00	\$181,961.14	\$0.00
541000 Vehículos y equipo terrestre	\$181,961.14	\$0.00	\$181,961.14	\$0.00	\$0.00	\$0.00	\$0.00	\$0.00	\$0.00	\$0.00	\$0.00	\$0.00	\$0.00	\$181,961.14	\$0.00
541001 Vehículos y Equipo Terrestre	\$181,961.14	\$0.00	\$181,961.14	\$0.00	\$0.00	\$0.00	\$0.00	\$0.00	\$0.00	\$0.00	\$0.00	\$0.00	\$0.00	\$181,961.14	\$0.00
F.F.M. 2020	\$1,002,913.77	\$120,952.63	\$781,961.14	\$100,000.00	\$0.00	\$0.00	\$0.00	\$0.00	\$0.00	\$0.00	\$0.00	\$0.00	\$0.00	\$1,029,913.77	\$0.00
1513 IEPS-TABACOS 2020															
200000 MATERIALES Y SUMINISTROS	\$41,804.04	\$27,947.80	\$0.00	\$13,856.18	\$0.00	\$0.00	\$0.00	\$0.00	\$0.00	\$0.00	\$0.00	\$0.00	\$0.00	\$41,811.05	-\$6.72
210000 Materiales de administración, emisión de	\$41,804.04	\$27,947.80	\$0.00	\$13,856.18	\$0.00	\$0.00	\$0.00	\$0.00	\$0.00	\$0.00	\$0.00	\$0.00	\$0.00	\$41,811.05	-\$6.72
212000 Materiales y útiles de impresión y reproduc	\$41,804.04	\$27,947.80	\$0.00	\$13,856.18	\$0.00	\$0.00	\$0.00	\$0.00	\$0.00	\$0.00	\$0.00	\$0.00	\$0.00	\$41,811.05	-\$6.72
212001 Materiales y Útiles de Impresión	\$41,804.04	\$27,947.80	\$0.00	\$13,856.18	\$0.00	\$0.00	\$0.00	\$0.00	\$0.00	\$0.00	\$0.00	\$0.00	\$0.00	\$41,811.05	-\$6.72
IEPS-TABACOS 2020	\$41,804.04	\$27,947.80	\$0.00	\$13,856.18	\$0.00	\$0.00	\$0.00	\$0.00	\$0.00	\$0.00	\$0.00	\$0.00	\$0.00	\$41,811.05	-\$6.72
1514 IEPS GASOLINAS 2020															
200000 MATERIALES Y SUMINISTROS	\$92,195.51	\$32,195.51	\$0.00	\$0.00	\$0.00	\$0.00	\$0.00	\$0.00	\$0.00	\$0.00	\$0.00	\$0.00	\$0.00	\$92,195.51	\$0.00
290000 Herramientas, refacciones y accesorios r	\$92,195.51	\$32,195.51	\$0.00	\$0.00	\$0.00	\$0.00	\$0.00	\$0.00	\$0.00	\$0.00	\$0.00	\$0.00	\$0.00	\$92,195.51	\$0.00
296000 Refacciones y accesorios menores de equi	\$92,195.51	\$32,195.51	\$0.00	\$0.00	\$0.00	\$0.00	\$0.00	\$0.00	\$0.00	\$0.00	\$0.00	\$0.00	\$0.00	\$92,195.51	\$0.00
296001 Refacciones y accesorios menores de equi	\$92,195.51	\$32,195.51	\$0.00	\$0.00	\$0.00	\$0.00	\$0.00	\$0.00	\$0.00	\$0.00	\$0.00	\$0.00	\$0.00	\$92,195.51	\$0.00
IEPS GASOLINAS 2020	\$92,195.51	\$32,195.51	\$0.00	\$0.00	\$0.00	\$0.00	\$0.00	\$0.00	\$0.00	\$0.00	\$0.00	\$0.00	\$0.00	\$92,195.51	\$0.00



MUNICIPIO DE FRANCISCO I. MADERO, HIDALGO
HIDALGO

Analítico Mensual Egresos Pagados por Fuente de Financiamiento al 31/jul. 21

(Cuentas con Movimientos)

(Cifras en pesos y centavos)



Fecha y 24/ago./2021

hora de Impresión 12:12 p. m.



Usu: supervisor
Rep: rptAnaliticoPresupuestoEgresos_FF

Objeto del Gasto	Presupuesto Vigente	Ene	Feb	Mar	Abr	May	Jun	Jul	Ago	Sep	Oct	Nov	Dic	Total	Diferencia (Vigente - Total)
132002 Gratificación Anual	\$439,401.00	\$0.00	\$0.00	\$0.00	\$0.00	\$0.00	\$0.00	\$0.00	\$0.00	\$0.00	\$0.00	\$0.00	\$0.00	\$0.00	\$-439,401.00
IEPS-TABACOS 2021	\$439,401.00	\$0.00	\$0.00	\$0.00	\$0.00	\$0.00	\$0.00	\$0.00	\$0.00	\$0.00	\$0.00	\$0.00	\$0.00	\$0.00	\$439,401.00
1524 IEPS-GASOLINAS 2021															
290000 MATERIALES Y SUMINISTROS	\$1,018,410.84	\$0.00	\$0.00	\$0.00	\$0.00	\$0.00	\$0.00	\$21,212.92	\$0.00	\$0.00	\$0.00	\$0.00	\$0.00	\$21,212.92	\$997,197.92
260000 Combustibles, lubricantes y aditivos	\$1,018,410.84	\$0.00	\$0.00	\$0.00	\$0.00	\$0.00	\$0.00	\$21,212.92	\$0.00	\$0.00	\$0.00	\$0.00	\$0.00	\$21,212.92	\$997,197.92
261000 Combustibles, lubricantes y aditivos	\$1,018,410.84	\$0.00	\$0.00	\$0.00	\$0.00	\$0.00	\$0.00	\$21,212.92	\$0.00	\$0.00	\$0.00	\$0.00	\$0.00	\$21,212.92	\$997,197.92
261001 Combustibles / Lubricantes vehículos y eq	\$1,018,410.84	\$0.00	\$0.00	\$0.00	\$0.00	\$0.00	\$0.00	\$21,212.92	\$0.00	\$0.00	\$0.00	\$0.00	\$0.00	\$21,212.92	\$997,197.92
IEPS-GASOLINAS 2021	\$1,018,410.84	\$0.00	\$0.00	\$0.00	\$0.00	\$0.00	\$0.00	\$21,212.92	\$0.00	\$0.00	\$0.00	\$0.00	\$0.00	\$21,212.92	\$997,197.92
1525 ISAN 2021															
100000 SERVICIOS PERSONALES	\$161,698.00	\$0.00	\$0.00	\$0.00	\$0.00	\$0.00	\$0.00	\$0.00	\$0.00	\$0.00	\$0.00	\$0.00	\$0.00	\$0.00	\$-61,698.00
130000 Remuneraciones adicionales y especial	\$161,698.00	\$0.00	\$0.00	\$0.00	\$0.00	\$0.00	\$0.00	\$0.00	\$0.00	\$0.00	\$0.00	\$0.00	\$0.00	\$0.00	\$-61,698.00
132000 Primas de vacaciones, dominical / gratifica	\$161,698.00	\$0.00	\$0.00	\$0.00	\$0.00	\$0.00	\$0.00	\$0.00	\$0.00	\$0.00	\$0.00	\$0.00	\$0.00	\$0.00	\$-61,698.00
132002 Gratificación Anual	\$161,698.00	\$0.00	\$0.00	\$0.00	\$0.00	\$0.00	\$0.00	\$0.00	\$0.00	\$0.00	\$0.00	\$0.00	\$0.00	\$0.00	\$-61,698.00
ISAN 2021	\$161,698.00	\$0.00	\$0.00	\$0.00	\$0.00	\$0.00	\$0.00	\$0.00	\$0.00	\$0.00	\$0.00	\$0.00	\$0.00	\$0.00	\$-61,698.00
1526 FOFIR 2021															
100000 SERVICIOS PERSONALES	\$528,735.00	\$0.00	\$0.00	\$0.00	\$0.00	\$0.00	\$0.00	\$0.00	\$0.00	\$0.00	\$0.00	\$0.00	\$0.00	\$0.00	\$-28,735.00
130000 Remuneraciones adicionales y especial	\$528,735.00	\$0.00	\$0.00	\$0.00	\$0.00	\$0.00	\$0.00	\$0.00	\$0.00	\$0.00	\$0.00	\$0.00	\$0.00	\$0.00	\$-28,735.00
132000 Primas de vacaciones, dominical / gratifica	\$528,735.00	\$0.00	\$0.00	\$0.00	\$0.00	\$0.00	\$0.00	\$0.00	\$0.00	\$0.00	\$0.00	\$0.00	\$0.00	\$0.00	\$-28,735.00
132002 Gratificación Anual	\$528,735.00	\$0.00	\$0.00	\$0.00	\$0.00	\$0.00	\$0.00	\$0.00	\$0.00	\$0.00	\$0.00	\$0.00	\$0.00	\$0.00	\$-28,735.00
400000 TRANSFERENCIAS, ASIGNACIONES	\$528,735.00	\$0.00	\$0.00	\$0.00	\$0.00	\$0.00	\$0.00	\$0.00	\$0.00	\$0.00	\$0.00	\$0.00	\$0.00	\$0.00	\$-28,735.00
440000 Ayudas sociales	\$528,735.00	\$0.00	\$0.00	\$0.00	\$0.00	\$0.00	\$0.00	\$0.00	\$0.00	\$0.00	\$0.00	\$0.00	\$0.00	\$0.00	\$-28,735.00
446000 Ayudas sociales a cooperativas	\$528,735.00	\$0.00	\$0.00	\$0.00	\$0.00	\$0.00	\$0.00	\$0.00	\$0.00	\$0.00	\$0.00	\$0.00	\$0.00	\$0.00	\$-28,735.00
446001 Ayudas sociales a cooperativas	\$528,735.00	\$0.00	\$0.00	\$0.00	\$0.00	\$0.00	\$0.00	\$0.00	\$0.00	\$0.00	\$0.00	\$0.00	\$0.00	\$0.00	\$-28,735.00
FOFIR 2021	\$1,057,470.00	\$0.00	\$0.00	\$0.00	\$0.00	\$0.00	\$0.00	\$0.00	\$0.00	\$0.00	\$0.00	\$0.00	\$0.00	\$0.00	\$1,057,470.00
1527 CISAN 2021															
200000 MATERIALES Y SUMINISTROS	\$44,192.00	\$0.00	\$0.00	\$0.00	\$0.00	\$0.00	\$0.00	\$8,056.00	\$0.00	\$0.00	\$0.00	\$0.00	\$0.00	\$8,056.00	\$36,136.00
260000 Combustibles, lubricantes y aditivos	\$44,192.00	\$0.00	\$0.00	\$0.00	\$0.00	\$0.00	\$0.00	\$8,056.00	\$0.00	\$0.00	\$0.00	\$0.00	\$0.00	\$8,056.00	\$36,136.00
261000 Combustibles, lubricantes y aditivos	\$44,192.00	\$0.00	\$0.00	\$0.00	\$0.00	\$0.00	\$0.00	\$8,056.00	\$0.00	\$0.00	\$0.00	\$0.00	\$0.00	\$8,056.00	\$36,136.00
261001 Combustibles / Lubricantes vehículos y eq	\$44,192.00	\$0.00	\$0.00	\$0.00	\$0.00	\$0.00	\$0.00	\$8,056.00	\$0.00	\$0.00	\$0.00	\$0.00	\$0.00	\$8,056.00	\$36,136.00
CISAN 2021	\$44,192.00	\$0.00	\$0.00	\$0.00	\$0.00	\$0.00	\$0.00	\$8,056.00	\$0.00	\$0.00	\$0.00	\$0.00	\$0.00	\$8,056.00	\$36,136.00




MUNICIPIO DE FRANCISCO I. MADERO, HIDALGO
HIDALGO

Análítico Mensual Egresos Pagados por Fuente de Financiamiento al 31/jul./2021
(Cuentas con Movimientos)
(Cifras en pesos y centavos)

Fecha y hora de Impresión

21-Jul-2021 02:12 p.m.

Table with columns: Objeto del Gasto, Presupuesto Vigente, Ene, Feb, Mar, Abr, May, Jun, Jul, Ago, Sep, Oct, Nov, Dic, Total, Diferencia (Vigente - Total). Rows include categories like Material de limpieza, Materiales y artículos de construcción, Productos químicos, etc.



MUNICIPIO DE FRANCISCO I. MADERO, HIDALGO

Análisis Mensual Egresos Pagados por Fuente de Financiamiento al 31/julio/21

(Cuentas con Movimientos)

(Cifras en pesos y centavos)

Usu: supervisor

Rep: rptAnalisisPresupuestoEgresos_FF

Fecha y hora de Impresión: 24/ago./2021 12:12 p. m.

Objeto del Gasto	Presupuesto Vigente	Ene	Feb	Mar	Abr	May	Jun	Jul	Agosto	Sep	Oct	Nov	Dic	Total	Diferencia (Vigente - Total)
500000 BIENES MUEBLES, INMUEBLES E IT	554,548.19	\$0.00	\$95,369.99	\$1.00	\$113,680.10	\$0.00	\$62,731.36	\$1.00	\$0.00	\$0.00	\$0.00	\$1.00	\$0.00	\$271,781.35	\$282,766.84
510000 Mobiliario y equipo de administración	5160,000.10	\$0.00	\$0.00	\$1.00	\$0.10	\$0.00	\$37,231.36	\$1.00	\$0.00	\$0.00	\$0.00	\$1.00	\$0.00	\$37,231.35	\$22,768.64
511000 Muebles de oficina y estantería	550,000.10	\$0.00	\$0.00	\$1.00	\$0.10	\$0.00	\$0.00	\$1.00	\$0.00	\$0.00	\$0.00	\$1.00	\$0.00	\$0.00	\$50,000.00
511001 Muebles de oficina y estantería	550,000.10	\$0.00	\$0.00	\$1.00	\$0.10	\$0.00	\$0.00	\$0.00	\$0.00	\$0.00	\$0.00	\$1.00	\$0.00	\$0.00	\$50,000.00
515000 Equipo de cómputo y de tecnología de la in	560,000.10	\$0.00	\$0.00	\$1.00	\$0.10	\$0.00	\$37,231.36	\$1.00	\$0.00	\$0.00	\$0.00	\$1.00	\$0.00	\$37,231.35	\$22,768.64
515001 Bienes informáticos	560,000.10	\$0.00	\$0.00	\$1.00	\$0.10	\$0.00	\$37,231.36	\$1.00	\$0.00	\$0.00	\$0.00	\$1.00	\$0.00	\$37,231.35	\$22,768.64
516000 Otros mobiliarios y equipos de administraci	550,000.10	\$0.00	\$0.00	\$1.00	\$0.10	\$0.00	\$0.00	\$1.00	\$0.00	\$0.00	\$0.00	\$1.00	\$0.00	\$0.00	\$50,000.00
516001 Equipo de Administración	550,000.10	\$0.00	\$0.00	\$1.00	\$0.10	\$0.00	\$0.00	\$1.00	\$0.00	\$0.00	\$0.00	\$1.00	\$0.00	\$0.00	\$50,000.00
530000 Equipo e instrumental médico y de labor	5113,680.10	\$0.00	\$0.00	\$1.00	\$113,680.10	\$0.00	\$0.00	\$1.00	\$0.00	\$0.00	\$0.00	\$1.00	\$0.00	\$113,680.00	\$0.00
531000 Equipo médico y de laboratorio	5113,680.10	\$0.00	\$0.00	\$1.00	\$113,680.10	\$0.00	\$0.00	\$1.00	\$0.00	\$0.00	\$0.00	\$1.00	\$0.00	\$113,680.00	\$0.00
531001 Equipo médico y de laboratorio	5113,680.10	\$0.00	\$0.00	\$1.00	\$113,680.10	\$0.00	\$0.00	\$1.00	\$0.00	\$0.00	\$0.00	\$1.00	\$0.00	\$113,680.00	\$0.00
540000 Vehículos y equipo de transporta	5255,369.19	\$0.00	\$95,369.99	\$1.00	\$0.10	\$0.00	\$0.00	\$1.00	\$0.00	\$0.00	\$0.00	\$1.00	\$0.00	\$95,369.99	\$160,000.00
541000 Vehículos y equipo terrestre	5160,000.10	\$0.00	\$0.00	\$1.00	\$0.10	\$0.00	\$0.00	\$1.00	\$0.00	\$0.00	\$0.00	\$1.00	\$0.00	\$0.00	\$160,000.00
541001 Vehículos y Equipo Terrestre	5160,000.10	\$0.00	\$0.00	\$1.00	\$0.10	\$0.00	\$0.00	\$1.00	\$0.00	\$0.00	\$0.00	\$1.00	\$0.00	\$0.00	\$160,000.00
542000 Otros equipos de transporte	595,369.19	\$0.00	\$95,369.99	\$1.00	\$0.10	\$0.00	\$0.00	\$1.00	\$0.00	\$0.00	\$0.00	\$1.00	\$0.00	\$95,369.99	\$0.00
542001 Otros equipos de transporte	595,369.19	\$0.00	\$95,369.99	\$1.00	\$0.10	\$0.00	\$0.00	\$1.00	\$0.00	\$0.00	\$0.00	\$1.00	\$0.00	\$95,369.99	\$0.00
560000 Maquinaria, otros equipos y herramientas	\$25,500.10	\$0.00	\$0.00	\$1.00	\$0.10	\$0.00	\$25,500.00	\$1.00	\$0.00	\$0.00	\$0.00	\$1.00	\$0.00	\$25,500.00	\$0.00
565000 Equipo de comunicación y telecomunicació	\$25,500.10	\$0.00	\$0.00	\$1.00	\$0.10	\$0.00	\$25,500.00	\$1.00	\$0.00	\$0.00	\$0.00	\$1.00	\$0.00	\$25,500.00	\$0.00
565001 Equipos y Aparatos de Comunicación y Tel	\$25,500.10	\$0.00	\$0.00	\$1.00	\$0.10	\$0.00	\$25,500.00	\$1.00	\$0.00	\$0.00	\$0.00	\$1.00	\$0.00	\$25,500.00	\$0.00
FORTAMUH 2021	\$25,407,674.23	\$991,510.54	\$1,587,156.73	\$1,009,147.61	\$1,386,568.18	\$2,260,047.50	\$2,156,159.39	\$1,099,747.75	\$0.00	\$0.00	\$0.00	\$1.00	\$0.00	\$12,115,031.71	\$13,032,562.64
2526 PROAGUA 2021															
600000 INVERSION PUBLICA	\$1,221,182.10	\$0.00	\$0.00	\$1.00	\$0.10	\$0.00	\$0.00	\$1.00	\$0.00	\$0.00	\$0.00	\$1.00	\$0.00	\$0.00	\$2,221,182.00
610000 Obra pública en bienes de dominio públi	\$1,221,182.10	\$0.00	\$0.00	\$1.00	\$0.10	\$0.00	\$0.00	\$1.00	\$0.00	\$0.00	\$0.00	\$1.00	\$0.00	\$0.00	\$2,221,182.00
613000 Construcción de obras para el abastecimie	\$1,221,182.10	\$0.00	\$0.00	\$1.00	\$0.10	\$0.00	\$0.00	\$1.00	\$0.00	\$0.00	\$0.00	\$1.00	\$0.00	\$0.00	\$2,221,182.00
613001 Construcción de obras para el abastecimie	\$1,221,182.10	\$0.00	\$0.00	\$1.00	\$0.10	\$0.00	\$0.00	\$1.00	\$0.00	\$0.00	\$0.00	\$1.00	\$0.00	\$0.00	\$2,221,182.00
PROAGUA 2021	\$1,221,182.10	\$0.00	\$0.00	\$1.00	\$0.10	\$0.00	\$0.00	\$1.00	\$0.00	\$0.00	\$0.00	\$1.00	\$0.00	\$0.00	\$2,221,182.00
Total Final	\$99,505,034.19	\$3,884,129.64	\$7,860,159.80	\$5,804,021.20	\$4,931,570.48	\$7,093,043.69	\$5,596,100.40	\$6,171,181.34	\$0.00	\$0.00	\$0.00	\$1.00	\$0.00	\$41,233,507.71	\$56,231,532.96

